



Industrial Series Color Options

Dials

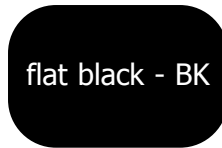


black- BK



white- W

Powder Coat Colors



flat black - BK




white - W



polished
stainless
steel -
PSS

Rim Styles

SAE Rim



Industrial Series GPS Speedometers
GPSS120K BK PSS

847.752.2700

3-3/8" cut out, 120 MPH speedo kit, black dial, polished stainless steel SAE rim

GPS	S	120	K	BK	PSS
------------	----------	------------	----------	-----------	------------

GPS Speedometer Gauge

Cut Out Size/
Hole Size

Speed
MPH

Kit
optional

Dial Color

Rim Color

overall size	hole size	Code:
3-3/4"	3-3/8"	S

Code:
50
60
80
100
120
140
160
180
200

Code:	
black	BK
white	W

Code:	
black	BK
white	W
polished stainless steel	PSS



- Included with GPS speedometer
- speedometer
 - memory recall switch & plate
 - harness for power, ground and recall
 - mounting hardware

- Included with GPS speedometer kit
- speedometer
 - memory recall switch & plate
 - harness for power, ground and recall
 - mounting hardware
 - NMEA 0183 GPS antenna
 - antenna dimensions: 2 3/4" L x 2 3/8" W x 7/8" H



Industrial Series Mechanical Speedometers

DCMS60KWW

3-3/8" cut out, mechanical 60 MPH kit, white dial, white SAE rim

847.752.2700

DCM	S	60	K	W	W
------------	----------	-----------	----------	----------	----------

Mechanical
Speedometer Gauge

Cut Out Size/
Hole Size

Speed
MPH

Kit
optional

Dial Color

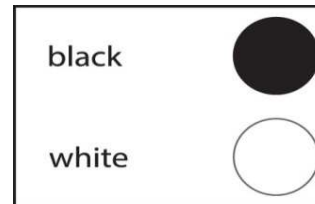
Rim Color

overall size	hole size	Code:
3-3/4"	3-3/8"	S

Code:
60
80
100

Code:	
black	BK
white	W

Code:	
black	BK
white	W
polished stainless steel	PSS



Included with speedometer
• speedometer only

Included with speedometer kit
• speedometer
• pitot tube assembly (GCM1A1/8)
• 1/8" ID hose (GCH1/8)



Industrial Series Tachometers
DCS8000WBK

3-3/8" cut out, 8000 RPM, white dial, black SAE rim

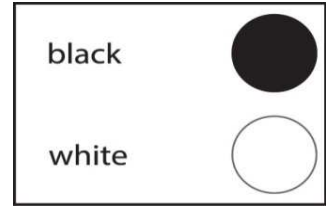
847.752.2700

DC	S	8000	W	BK
Tachometer	Cut Out Size/ Hole Size	RPM	Dial Color	Rim Color

overall size	hole size	Code:
3-3/4"	3-3/8"	S

	Code:
diesel - 4000 RPM alternator driven	4000DA
diesel - 4000 RPM mag probe driven	4000MPD
diesel - 4000 RPM mechanical signal generator driven	4000MSGD
gas - 6,000 RPM	6000
gas - 8,000 RPM	8000
gas - 10, 000 RPM	10000
gas - 12,000 RPM	12000

	Code:
black	BK
white	W




	Code:
black	BK
white	W
polished stainless steel	PSS



Tachometers require the use of the four pin connector harness:

12V system Part Number: DCH
24V system Part Number: DCH24



Industrial Electric Gauges
DCSFLBKPSS

847.752.2700

2-1/16" cut out, fuel level 0-90 ohms, black dial, polished stainless steel SAE rim

DCS

Cut Out Size/
Hole Size

overall size	hole size	Code:
2-3/8"	2-1/16"	DCS

FL


Function

Boost Pressure 60 PSI	B60
Fuel Level 0-90 OHMS - automotive industry standard	FLGM
Fuel Level 240-33 OHMS - marine industry standard	FL
Fuel Pressure 0-15 PSI	FP
Fuel Pressure 0-90 PSI	FP90
Oil Pressure 0-80 PSI	OP80
Oil Pressure 0-100 PSI	OP
Oil Temperature 140-340 F	OT
Transmission Temperature 140-340 F	TT
Trimmer Mercury & Yamaha 10-90 OHMS	TMM
Trimmer Outboard OMC 88-1 OHMS	TMO
Voltmeter 8-18V	VM
Voltmeter 18-32V	VM24
Water Level	WL
Water Temperature 100-250 F	WTA
Water Temperature 100-280 F	WT
Drive Temperature 100-300 F - sold as kit only	DTK
Depth Sounder	*DFG
Depth Sounder Kit	*DFGKTR
Hourmeter	**HM

BK

Dial Color

Code:	
black	BK
white	W



PSS

Rim Color

Code:	
black	BK
white	W
polished stainless steel	PSS



Electric gauges require the use of the four pin connector harness:

12V system Part Number: DCH
24V system Part Number: DCH24
(exception- depth sounders and hourmeters)

*Note: Depth finder has own rim style.

**Note: Hourmeter only available with Mega or Race rim

Industrial Mechanical Gauges

DCSMVBKPSS

2-1/16" cut out, mechanical vacuum boost, black dial, polished stainless steel SAE rim

847.752.2700

DCSM

Cut Out Size/
Hole Size

overall size	hole size	Code:
2-3/8"	2-1/16"	DCSM

VB

Function

Boost 0-35 PSI	B35
Fuel Pressure 0-15 PSI	FP
Fuel Pressure 0-100 PSI	FP100
Oil Pressure 0-100 PSI	OP
Vacuum Boost 30 in hg/ Boost 20 PSI	VB
Water Pressure 0-35 PSI	WP
Water Pressure 0-60 PSI	WP60


Mechanical gauges require the use of a hose kit:
10 feet of hose & fittings Part Number: HKA (*Note: not for fuel)
25 feet of hose & fittings Part Number: HK (*Note: not for fuel)

Livorsi Marine, Inc. does not supply hoses for fuel gauges.

BK

Dial Color

Code:	
black	BK
white	W



PSS

Rim Color

Code:	
black	BK
white	W
polished stainless steel	PSS

