



www.livorsi.com



VOLUME 17
PRICE LIST

Effective February 8, 2010

P: 847-752-2700
F: 847-752-2415
Sales: sales@livorsi.com
Returns/Warranty: returns@livorsi.com
General Email: info@livorsi.com

Livorsi Marine Inc
715 Center St
Grayslake IL 60030

Livorsi Marine, Inc.

TERMS & CONDITIONS 2011

WARRANTY

All Livorsi Marine® products carry a limited one year warranty for repair or replacement at Livorsi's discretion. All Livorsi Marine® products are warranted to be free of defects in material and workmanship. Users/Customers of Livorsi Marine®/Livorsi® products agree not to hold Livorsi Marine, Inc., its owner or employees responsible for any damages occurring by improper installation or use of Livorsi Marine® or Livorsi® products. The company, owner or its employees will not be liable for more than the cost of the original product and in no event will Livorsi Marine® or Livorsi® be liable for special, indirect or consequential damages of any kind whatsoever.

WARRANTY RETURNS

Due to a large number of non defective gauges being returned, Livorsi has had to implement the following procedure. If you think you have a defective product, before returning please trouble shoot the problem first. In many cases it is not a defective gauge and could be a defective or incorrect sender, bad connection or inefficient ground. There will be 2 ways for Livorsi to determine if the product is defective:

1. Return the product to Livorsi and we will determine if it is defective and if it is under warranty Livorsi will repair and return it. Products that do not fall under warranty will be quoted.
2. Livorsi will send a new product, charge your credit card and when you return the product in question we will determine if it is defective or not. If the gauge being returned is found defective we shall credit the original invoice. If the product is not found defective Livorsi will NOT issue any credit. If you would like the original product returned to you there will be an additional shipping charge.

For warranty questions please call 847-752-2706 or email returns@livorsi.com.

For further questions or technical help go to www.livorsi.com and click on Tech Tools or email Fred Ortega fredo@livorsi.com or call 847-752-2705.

RETURNS

A 15% restocking charge may apply to any returned items. Merchandise must be returned with shipping charges prepaid. Returns sent freight collect will be refused. Please enclose a copy of the original purchase invoice with return. Livorsi Marine, Inc. will not accept returns past 60 days. Credit will not be issued on custom or private label gauges.

PRODUCTS

Due to changes in technology, customer demand and company direction, products may change without notice. Check our website for updated products and availability. Regardless of our line of products, our goals remain the same: **QUALITY, OPTIONS AND AVAILABILITY!!**

PAYMENT TERMS

Individuals may pay by Visa, MasterCard, American Express, or cashiers check. Companies may pay by Visa, MasterCard, American Express, check, C.O.D. or on Net terms with prior credit approval

PRICES

All prices are subject to change without verbal or written notice. Our price lists are intended as a guideline only. No responsibility is assumed for errors or omissions on product or pricing information. Possession of discount price list does not guarantee those prices to customer.

ORDER PLACEMENT

You may phone 847-752-2700 or fax 847-752-2415 or mail your orders to Livorsi Marine®, 715 Center Street, Grayslake, IL 60030. You may also e-mail your order to sales@livorsi.com. Please be sure to include your name, address, phone number and specific ordering requests.

FREIGHT

All orders will be shipped UPS or Fedex, unless specified by customer. All orders are shipped F.O.B. Grayslake, Illinois. Any claims for shortage of product must be reported to Livorsi Marine® within 24 hours of receipt of order. If the shipment arrives damaged, contact the shipper directly, not Livorsi Marine®. Do not return damaged product to Livorsi Marine®. Handling charges are based on the speed and type of shipment requested. i.e. \$5 -ground, \$6- 3day, \$8- 2day, \$10-next day, \$15 International. Dropship fees may be charged if shipping to an address different from the billing address. An additional charge may be applied if customer requests special shipping company or instructions.

REFUSED SHIPMENTS

Shipments returned to Livorsi Marine® marked "refused" or "not in when driver called" will cause the customer's buying status to be frozen until related handling and shipping charges are paid. Refusal of shipment does not release the customer from paying the related handling and shipping charges. Repeated refusal or returned shipments may cause the customer's buying status to be revoked.

ITEM	DESCRIPTION	RX
ACTUATORS (Category II)		
AKD	ACTUATOR KONRAD DRIVE	274.00
AMBD	ACTUATOR MERC BRAVO	274.00
AMBHPP	HIGH PERFORMANCE ACTUATOR PORT	274.00
AMBHPS	HIGH PERFORMANCE ACTUATOR STARBOARD	274.00
AMBP	BRAVO ACTUATOR PORT	274.00
AMBS	BRAVO ACTUATOR STARBOARD	274.00
AMNXT	ACTUATOR MERC NXT DRIVE	469.00
AMOBRRPP	MERC OB ACTUATOR W/REMOTE PUMP PORT	343.00
AMOBRRPS	MERC OB ACTUATOR W/REMOTE PUMP STARBOARD	293.00
AMOBRS	MERC OB ACTUATOR W/BUILT-IN TRIM PUMP STARBOARD	293.00
AMOBSP	MERC OB SHORT SHAFT 15" PORT	369.00
AMTRSE	ACTUATOR MERC TRS EARLY	274.00
AMTRSL	ACTUATOR MERC TRS LATE	294.00
TTME	TRIM TAB ACTUATOR KIT MERC	159.00
TTML	TRIM TAB ACTUATOR KIT (MERC-LATE)	169.00
TTB	TRIM TAB ACTUATOR KIT BENNETT	299.00
ELECTRIC HATCH ACTUATORS- STAINLESS STEEL (Category II)		
SSA4	STAINLESS STEEL ACTUATOR 4" THROW	309.00
SSA8	STAINLESS STEEL ACTUATOR 8" THROW	324.00
SSA12	STAINLESS STEEL ACTUATOR 12" THROW	334.00
SSA16	STAINLESS STEEL ACTUATOR 16" THROW	344.00
SSA18	STAINLESS STEEL ACTUATOR 18" THROW	354.00
SSA24	STAINLESS STEEL ACTUATOR 24" THROW	374.00
ELECTRIC HATCH ACTUATOR ACCESSORIES (Category II)		
HAB	HATCH ACTUATOR BRACKET	26.00
HABT	HATCH ACTUATOR ADJUSTABLE BRACKET	18.00
HAQRP	HATCH ACTUATOR QUICK RELEASE PIN	29.00
HAMK	HATCH ACTUATOR MOUNTING KIT	99.00
WHAR	WIRELESS HATCH ACTUATOR REMOTE	249.00
LEAK PROOF DRIVE RESERVOIR CAP (Category II)		
LPDLC + COLOR	LEAK PROOF DRIVE RESERVOIR LUBE CAP W/COLOR	21.00
LEAK PROOF TRIM PUMP CAP (Category II)		
LPTPC + COLOR	LEAK PROOF TRIM PUMP CAP W/COLOR	15.00
BRAVO DRIVE COOLING SHOWER (Category II)		
BDCS	BRAVO DRIVE COOLING SHOWER- SMOOTH CAP w/ BOLTS	209.00
BDSX	BRAVO DRIVE COOLING SHOWER- RIBBED CAP w/ BOLTS	229.00
BDSXR	BRAVO DRIVE COOLING SHOWER- RIBBED CAP w/ STUDS	229.00
ULTIMATE BRAVO DRIVE SHOWER (Category II)		
BDSU	ULTIMATE BRAVO DRIVE SHOWER	219.00
DRIVE SHOWER HOSE FOR LATHAM (Category II)		
DSHL	DRIVE SHOWER HOSE LATHAM	159.00
CONTROLS		

ITEM	DESCRIPTION	RX
ARCHED CONTROLS w/ ROCKER SWITCHES (CATEGORY II)		
THA11S + COLOR	ARCHED CONTROL 2 HANDLE SINGLE SWITCH COLOR	791.00
THA11D + COLOR	ARCHED CONTROL 2 HANDLE DUAL SWITCH COLOR	824.00
THA22PB + COLOR	ARCHED CONTROL 4 HANDLE COLOR	1,484.00
THA22S + COLOR	ARCHED CONTROL 4 HANDLE SINGLE SWITCH COLOR	1,484.00
THA22D + COLOR	ARCHED CONTROL 4 HANDLE DUAL SWITCH COLOR	1,539.00
THA33D + COLOR	ARCHED CONTROL 6 HANDLE DUAL SWITCH COLOR	2,199.00
ARCHED CONTROLS w/ PUSH BUTTONS (CATEGORY II)		
THA11PB + COLOR	ARCHED CONTROL 2 HANDLE PUSH BUTTONS COLOR	791.00
THA22PB + COLOR	ARCHED CONTROL 4 HANDLE PUSH BUTTONS COLOR	1,484.00
THA33PB + COLOR	ARCHED CONTROL 6 HANDLE PUSH BUTTONS COLOR	2,144.00
BILLET BENT HANDLE RACING THROTTLES (Category II)		
THBRB1 + COLOR	THROTTLE BILLET KNOB BENT 1 HANDLE COLOR	384.00
THBRB1S + COLOR	THROTTLE BILLET KNOB BENT 1 HANDLE SINGLE SWITCH COLOR	582.00
THBRB1D + COLOR	THROTTLE BILLET KNOB BENT 1 HANDLE DUAL SWITCH COLOR	604.00
THBRB11 + COLOR	THROTTLE BILLET KNOB BENT 2 HANDLE COLOR	649.00
THBRB11S + COLOR	THROTTLE BILLET KNOB BENT 2 HANDLE SINGLE SWITCH COLOR	719.00
THBRB11D + COLOR	THROTTLE BILLET KNOB BENT 2 HANDLE DUAL SWITCH COLOR	824.00
THBRB111 + COLOR	THROTTLE BILLET KNOB BENT 3 HANDLE COLOR	1,154.00
THBRB111S + COLOR	THROTTLE BILLET KNOB BENT 3 HANDLE SINGLE SWITCH COLOR	1,319.00
THBRB111D + COLOR	THROTTLE BILLET KNOB BENT 3 HANDLE DUAL COLOR	1,374.00
THBRB22 + COLOR	THROTTLE BILLET KNOB BENT 4 HANDLE COLOR	1,429.00
THBRB22S + COLOR	THROTTLE BILLET KNOB BENT 4 HANDLE SINGLE SWITCH COLOR	1,484.00
THBRB22D + COLOR	THROTTLE BILLET KNOB BENT 4 HANDLE DUAL SWITCH COLOR	1,539.00
THBRB33 + COLOR	THROTTLE BILLET KNOB BENT 6 HANDLE COLOR	2,089.00
THBRB33S + COLOR	THROTTLE BILLET KNOB BENT 6 HANDLE SINGLE SWITCH COLOR	2,144.00
THBRB33D + COLOR	THROTTLE BILLET KNOB BENT 6 HANDLE DUAL SWITCH COLOR	2,199.00
THBRB44 + COLOR	THROTTLE BILLET KNOB BENT 8 HANDLE COLOR	2,749.00
THBRB44S + COLOR	THROTTLE BILLET KNOB BENT 8 HANDLE SINGLE SWITCH COLOR	2,804.00
THBRB44D + COLOR	THROTTLE BILLET KNOB BENT 8 HANDLE DUAL SWITCH COLOR	2,859.00
BILLET STRAIGHT HANDLE RACING THROTTLES (Category II)		
THBRS1 + COLOR	BILLET RACING THROTTLE 1 HANDLE COLOR	384.00
THBRS1S + COLOR	BILLET RACING THROTTLE 1 HANDLE SINGLE SWITCH COLOR	582.00
THBRS1D + COLOR	BILLET RACING THROTTLE 1 HANDLE DUAL SWITCH COLOR	604.00
THBRS11 + COLOR	BILLET RACING THROTTLE 2 HANDLE COLOR	649.00
THBRS11S + COLOR	BILLET RACING THROTTLE 2 HANDLE SINGLE SWITCH COLOR	719.00
THBRS11D + COLOR	BILLET RACING THROTTLE 2 HANDLE DUAL SWITCH COLOR	824.00
THBRS111 + COLOR	BILLET RACING THROTTLE 3 HANDLE COLOR	1,154.00
THBRS111S + COLOR	BILLET RACING THROTTLE 3 HANDLE SINGLE SWITCH COLOR	1,319.00
THBRS111D + COLOR	BILLET RACING THROTTLE 3 HANDLE DUAL SWITCH COLOR	1,374.00
THBRS22 + COLOR	BILLET RACING THROTTLE 4 HANDLE COLOR	1,429.00
THBRS22S + COLOR	BILLET RACING THROTTLE 4 HANDLE SINGLE SWITCH COLOR	1,484.00
THBRS22D + COLOR	BILLET RACING THROTTLE 4 HANDLE DUAL SWITCH COLOR	1,539.00
THBRS33 + COLOR	BILLET RACING THROTTLE 6 HANDLE COLOR	2,089.00
THBRS33S + COLOR	BILLET RACING THROTTLE 6 HANDLE DUAL SWITCH COLOR	2,144.00
THBRS33D+ COLOR	BILLET RACING THROTTLE 6 HANDLE SINGLE SWITCH COLOR	2,199.00

ITEM	DESCRIPTION	RX
THBRS44 + COLOR	BILLET RACING THROTTLE 8 HANDLE COLOR	2,749.00
THBRS44S + COLOR	BILLET RACING THROTTLE 8 HANDLE SINGLE SWITCH COLOR	2,804.00
THBRS44D + COLOR	BILLET RACING THROTTLE 8 HANDLE DUAL SWITCH COLOR	2,859.00
DTS BILLET BENT CONTROLS- SHIFT HANDLES (Category II)		
DTSBB02	DTS BILLET BENT 2 SHIFT HANDLES W/ FLAT BASE IN CHROME	855.00
DTSBB02CB	DTS BILLET BENT 2 SHIFT HANDLES W/ CONTOUR BASE IN CHROME	962.00
DTSBB02CBPC	DTS BILLET BENT 2 SHIFT HANDLES W/ CONTOUR BASE + COLOR	962.00
DTSBB02PC	DTS BILLET BENT 2 SHIFT HANDLES W/ FLAT BASE + COLOR	855.00
DTSBB03	DTS BILLET BENT 3 SHIFT HANDLES W/ FLAT BASE IN CHROME	1,176.00
DTSBB03CB	DTS BILLET BENT 3 SHIFT HANDLES W/ CONTOUR BASE IN CHROME	1,336.00
DTSBB03CBPC	DTS BILLET BENT 3 SHIFT HANDLES W/ CONTOUR BASE + COLOR	1,336.00
DTSBB03PC	DTS BILLET BENT 3 SHIFT HANDLES W/ FLAT BASE + COLOR	1,176.00
DTSBB04	DTS BILLET BENT 4 SHIFT HANDLES W/ FLAT BASE IN CHROME	1,497.00
DTSBB04CB	DTS BILLET BENT 4 SHIFT HANDLES W/ CONTOUR BASE IN CHROME	1,764.00
DTSBB04CBPC	DTS BILLET BENT 4 SHIFT HANDLES W/ CONTOUR BASE + COLOR	1,764.00
DTSBB04PC	DTS BILLET BENT 4 SHIFT HANDLES W/ FLAT BASE + COLOR	1,497.00
DTS BILLET BENT CONTROLS- THROTTLE HANDLES (Category II)		
DTSBB20	DTS BILLET BENT 2 THROTTLE HANDLES W/ FLAT BASE IN CHROME	855.00
DTSBB20CB	DTS BILLET BENT 2 THROTTLE HANDLES W/ CONTOUR BASE IN CHROME	962.00
DTSBB20CBPC	DTS BILLET BENT 2 THROTTLE HANDLES W/ CONTOUR BASE + COLOR	962.00
DTSBB20PC	DTS BILLET BENT 2 THROTTLE HANDLE W/ FLAT BASE + COLOR	855.00
DTSBB20D	DTS BILLET BENT 2 THROTTLE HANDLE DUAL SWITCH W/ FLAT BASE	962.00
DTSBB20DCB	DTS BILLET BENT 2 THROTTLE HANDLE DUAL SWITCH W/ CONTOUR	1,069.00
DTSBB20DCBPC	DTS BILLET BENT 2 THROTTLE HANDLE DUAL SWITCH W/ CONTOUR	1,069.00
DTSBB20DPC	DTS BILLET BENT 2 THROTTLE HANDLE DUAL SWITCH W/ FLAT BASE	962.00
DTSBB20S	DTS BILLET BENT 2 THROTTLE HANDLE SINGLE SWITCH W/ FLAT	908.00
DTSBB20SCB	DTS BILLET BENT 2 THROTTLE HANDLE SINGLE SWITCH W/ CONTOUR	1,015.00
DTSBB20SCBPC	DTS BILLET BENT 2 THROTTLE HANDLE SINGLE SWITCH W/ CONTOUR	1,015.00
DTSBB20SPC	DTS BILLET BENT 2 THROTTLE HANDLE SINGLE SWITCH W/ FLAT	908.00
DTSBB30	DTS BILLET BENT 3 THROTTLE HANDLES W/ FLAT BASE IN CHROME	1,176.00
DTSBB30CB	DTS BILLET BENT 3 THROTTLE HANDLES W/ CONTOUR BASE IN CHROME	1,336.00
DTSBB30CBPC	DTS BILLET BENT 3 THROTTLE HANDLES W/ CONTOUR BASE + COLOR	1,336.00
DTSBB30PC	DTS BILLET BENT 3 THROTTLE HANDLE W/ FLAT BASE + COLOR	1,176.00
DTSBB30D	DTS BILLET BENT 3 THROTTLE HANDLE DUAL SWITCH W/ FLAT BASE	1,283.00
DTSBB30DCB	DTS BILLET BENT 3 THROTTLE HANDLE DUAL SWITCH W/ CONTOUR	1,443.00
DTSBB30DCBPC	DTS BILLET BENT 3 THROTTLE HANDLE DUAL SWITCH W/ CONTOUR	1,443.00
DTSBB30DPC	DTS BILLET BENT 3 THROTTLE HANDLE DUAL SWITCH W/ FLAT BASE	1,283.00
DTSBB30S	DTS BILLET BENT 3 THROTTLE HANDLE SINGLE SWITCH W/ FLAT	1,229.00
DTSBB30SCB	DTS BILLET BENT 3 THROTTLE HANDLE SINGLE SWITCH W/ CONTOUR	1,390.00
DTSBB30SCBPC	DTS BILLET BENT 3 THROTTLE HANDLE SINGLE SWITCH W/ CONTOUR	1,390.00
DTSBB30SPC	DTS BILLET BENT 3 THROTTLE HANDLE SINGLE SWITCH W/ FLAT	1,229.00
DTSBB40	DTS BILLET BENT 4 THROTTLE HANDLES W/ FLAT BASE IN CHROME	1,497.00
DTSBB40CB	DTS BILLET BENT 4 THROTTLE HANDLES W/ CONTOUR BASE IN CHROME	1,764.00
DTSBB40CBPC	DTS BILLET BENT 4 THROTTLE HANDLES W/ CONTOUR BASE + COLOR	1,764.00
DTSBB40PC	DTS BILLET BENT 4 THROTTLE HANDLE W/ FLAT BASE + COLOR	1,497.00
DTSBB40D	DTS BILLET BENT 4 THROTTLE HANDLE DUAL SWITCH W/ FLAT BASE	1,604.00

ITEM	DESCRIPTION	RX
DTSBB40DCB	DTS BILLET BENT 4 THROTTLE HANDLE DUAL SWITCH W/ CONTO	1,871.00
DTSBB40DCBPC	DTS BILLET BENT 4 THROTTLE HANDLE DUAL SWITCH W/ CONTO	1,871.00
DTSBB40DPC	DTS BILLET BENT 4 THROTTLE HANDLE DUAL SWITCH W/ FLAT BA	1,604.00
DTSBB40S	DTS BILLET BENT 4 THROTTLE HANDLE SINGLE SWITCH W/ FLAT	1,550.00
DTSBB40SCB	DTS BILLET BENT 4 THROTTLE HANDLE SINGLE SWITCH W/ CONT	1,818.00
DTSBB40SCBPC	DTS BILLET BENT 4 THROTTLE HANDLE SINGLE SWITCH W/ CONT	1,818.00
DTSBB40SPC	DTS BILLET BENT 4 THROTTLE HANDLE SINGLE SWITCH W/ FLAT	1,550.00
DTS BILLET BENT CONTROLS 2 HANDLE (Category II)		
DTSBB11	DTS BILLET BENT 2 HANDLE W/ FLAT BASE IN CHROME	855.00
DTSBB11CB	DTS BILLET BENT 2 HANDLE W/ CONTOUR BASE IN CHROME	962.00
DTSBB11CBPC	DTS BILLET BENT 2 HANDLE W/ CONTOUR BASE + COLOR	962.00
DTSBB11PC	DTS BILLET BENT 2 HANDLE W/ FLAT BASE + COLOR	962.00
DTSBB11D	DTS BILLET BENT 2 HANDLE DUAL SWITCH W/ FLAT BASE IN CHR	962.00
DTSBB11DCB	DTS BILLET BENT 2 HANDLE DUAL SWITCH W/ CONTOUR BASE IN	1,069.00
DTSBB11DCBPC	DTS BILLET BENT 2 HANDLE DUAL SWITCH W/ CONTOUR BASE + C	1,069.00
DTSBB11DPC	DTS BILLET BENT 2 HANDLE DUAL SWITCH W/ FLAT BASE + COLO	962.00
DTSBB11S	DTS BILLET BENT 2 HANDLE SINGLE SWITCH W/ FLAT BASE IN CH	908.00
DTSBB11SCB	DTS BILLET BENT 2 HANDLE SINGLE SWITCH W/ CONTOUR BASE	1,015.00
DTSBB11SCBPC	DTS BILLET BENT 2 HANDLE SINGLE SWITCH W/ CONTOUR BASE	1,015.00
DTSBB11SPC	DTS BILLET BENT 2 HANDLE SINGLE SWITCH W/ FLAT BASE + COL	908.00
DTS BILLET BENT CONTROLS 4 HANDLE (Category II)		
DTSBB22	DTS BILLET BENT 4 HANDLE W/ FLAT BASE IN CHROME	1,497.00
DTSBB22CB	DTS BILLET BENT 4 HANDLE W/ CONTOUR BASE IN CHROME	1,764.00
DTSBB22CBPC	DTS BILLET BENT 4 HANDLE W/ CONTOUR BASE + COLOR	1,764.00
DTSBB22PC	DTS BILLET BENT 4 HANDLE W/ FLAT BASE + COLOR	1,497.00
DTSBB22D	DTS BILLET BENT 4 HANDLE DUAL SWITCH W/ FLAT BASE IN CHR	1,604.00
DTSBB22DCB	DTS BILLET BENT 4 HANDLE DUAL SWITCH W/ CONTOUR BASE IN	1,871.00
DTSBB22DCBPC	DTS BILLET BENT 4 HANDLE DUAL SWITCH W/ CONTOUR BASE + C	1,871.00
DTSBB22DPC	DTS BILLET BENT 4 HANDLE DUAL SWITCH W/ FLAT BASE + COLO	1,604.00
DTSBB22S	DTS BILLET BENT 4 HANDLE SINGLE SWITCH W/ FLAT BASE IN CH	1,550.00
DTSBB22SCB	DTS BILLET BENT 4 HANDLE SINGLE SWITCH W/ CONTOUR BASE	1,818.00
DTSBB22SCBPC	DTS BILLET BENT 4 HANDLE SINGLE SWITCH W/ CONTOUR BASE	1,818.00
DTSBB22SPC	DTS BILLET BENT 4 HANDLE SINGLE SWITCH W/ FLAT BASE + COL	1,550.00
DTS BILLET BENT CONTROLS 6 HANDLE(Category II)		
DTSBB33	DTS BILLET BENT 6 HANDLE W/ FLAT BASE IN CHROME	2,139.00
DTSBB33CB	DTS BILLET BENT 6 HANDLE W/ CONTOUR BASE IN CHROME	2,460.00
DTSBB33CBPC	DTS BILLET BENT 6 HANDLE W/ CONTOUR BASE + COLOR	2,460.00
DTSBB33PC	DTS BILLET BENT 6 HANDLE W/ FLAT BASE + COLOR	2,139.00
DTSBB33D	DTS BILLET BENT 6 HANDLE DUAL SWITCH W/ FLAT BASE IN CHR	2,246.00
DTSBB33DCB	DTS BILLET BENT 6 HANDLE DUAL SWITCH W/ CONTOUR BASE IN	2,567.00
DTSBB33DCBPC	DTS BILLET BENT 6 HANDLE DUAL SWITCH W/ CONTOUR BASE + C	2,567.00
DTSBB33DPC	DTS BILLET BENT 6 HANDLE DUAL SWITCH W/ FLAT BASE + COLO	2,246.00
DTSBB33S	DTS BILLET BENT 6 HANDLE SINGLE SWITCH W/ FLAT BASE IN CH	2,192.00
DTSBB33SCB	DTS BILLET BENT 6 HANDLE SINGLE SWITCH W/ CONTOUR BASE	2,513.00
DTSBB33SCBPC	DTS BILLET BENT 6 HANDLE SINGLE SWITCH W/ CONTOUR BASE	2,513.00
DTSBB33SPC	DTS BILLET BENT 6 HANDLE SINGLE SWITCH W/ FLAT BASE + COL	2,192.00

ITEM	DESCRIPTION	RX
DTS BILLET BENT CONTROLS 8 HANDLE(Category II)		
DTSBB44	DTS BILLET BENT 8 HANDLE W/ FLAT BASE IN CHROME	2,781.00
DTSBB44CB	DTS BILLET BENT 8 HANDLE W/ CONTOUR BASE IN CHROME	3,209.00
DTSBB44CBPC	DTS BILLET BENT 8 HANDLE W/ CONTOUR BASE + COLOR	3,209.00
DTSBB44PC	DTS BILLET BENT 8 HANDLE W/ FLAT BASE + COLOR	2,781.00
DTSBB44D	DTS BILLET BENT 8 HANDLE DUAL SWITCH W/ FLAT BASE IN CHROME	2,888.00
DTSBB44DCB	DTS BILLET BENT 8 HANDLE DUAL SWITCH W/ CONTOUR BASE IN CHROME	3,316.00
DTSBB44DCBPC	DTS BILLET BENT 8 HANDLE DUAL SWITCH W/ CONTOUR BASE + COLOR	3,316.00
DTSBB44DPC	DTS BILLET BENT 8 HANDLE DUAL SWITCH W/ FLAT BASE + COLOR	2,888.00
DTSBB44S	DTS BILLET BENT 8 HANDLE SINGLE SWITCH W/ FLAT BASE IN CHROME	2,834.00
DTSBB44SCB	DTS BILLET BENT 8 HANDLE SINGLE SWITCH W/ CONTOUR BASE IN CHROME	3,262.00
DTSBB44SCBPC	DTS BILLET BENT 8 HANDLE SINGLE SWITCH W/ CONTOUR BASE + COLOR	3,262.00
DTSBB44SPC	DTS BILLET BENT 8 HANDLE SINGLE SWITCH W/ FLAT BASE + COLOR	2,834.00
MERCURY DTS RIGGING KITS (Category III)		
84-892955K04	DTS SINGLE ENGINE RIGGING KIT	496.00
84-893378K04	DTS TWIN ENGINE RIGGING KIT	889.00
892955K32	DTS TRIPLE ENGINE RIGGING KIT	1,789.00
	FOR A QUAD ENGINE- ORDER TWO- TWIN ENGINE RIGGING KITS	
MERCURY SHADOW MODE RIGGING KITS		
8M8025983	DTS SHADOW MODE TRIPLE ENGINE RIGGING KIT	TBD
8M8025984	DTS SHADOW MODE QUAD ENGINE RIGGING KIT	TBD
ETS CONTROLS -ELECTRONIC THROTTLE & SHIFT (Category II)		
ESSA	ELECTRONIC CONTROL SHIFT SWITCH ASSEMBLY- ONE REQUIRE	109.00
ETPAS	ELECTRONIC CONTROL SINGLE ENGINE ASSEMBLY	299.00
ETPAT	ELECTRONIC CONTROL TWIN ENGINE ASSEMBLY	589.00
CMDH20	CUMMINS DIESEL HARNESS 20 FT	39.00
CMDH25	CUMMINS DIESEL HARNESS 25 FT	49.00
CMDH30	CUMMINS DIESEL HARNESS 25 FT	59.00
HSTH20	HARNESS STEYR THROTTLE 20'	58.00
ETSIVS	IDLE VALIDATION SWITCH	49.00
SIDE MOUNT CONTROL (Category II)		
SMC + COLOR	SIDE MOUNT CONTROL W/COLOR	454.00
SMCB + COLOR	SIDE MOUNT CONTROL BEZEL	39.00
STANDARD THROTTLES (Category II)		
TH1BK	1 HANDLE BLACK	340.00
TH1W	1 HANDLE WHITE	340.00
TH1 + COLOR	1 HANDLE COLOR	349.00
TH1SBK	1 HANDLE SINGLE SWITCH BLACK	513.00
TH1SW	1 HANDLE SINGLE SWITCH WHITE	547.00
TH1S + COLOR	1 HANDLE SINGLE SWITCH COLOR	597.00
TH1DBK	1 HANDLE DUAL SWITCH BLACK	615.00
TH1DW	1 HANDLE DUAL SWITCH WHITE	630.00
TH1D + COLOR	1 HANDLE DUAL SWITCH COLOR	655.00

ITEM	DESCRIPTION	RX
TH11BK	2 HANDLE BLACK	615.00
TH11W	2 HANDLE WHITE	630.00
TH11 + COLOR	2 HANDLE COLOR	721.00
TH11SBK	2 HANDLE SINGLE SWITCH BLACK	692.00
TH11SW	2 HANDLE SINGLE SWITCH WHITE	692.00
TH11S + COLOR	2 HANDLE SINGLE SWITCH COLOR	791.00
TH11DBK	2 HANDLE DUAL SWITCH BLACK	833.00
TH11DW	2 HANDLE DUAL SWITCH WHITE	848.00
TH11D + COLOR	2 HANDLE DUAL SWITCH COLOR	960.00
TH111BK	3 HANDLE BLACK	913.00
TH111W	3 HANDLE WHITE	928.00
TH111 + COLOR	3 HANDLE COLOR	1,104.00
TH111SBK	3 HANDLE SINGLE SWITCH BLACK	1,069.00
TH111SW	3 HANDLE SINGLE SWITCH WHITE	1,031.00
TH111S + COLOR	3 HANDLE SINGLE SWITCH COLOR	1,179.00
TH111DBK	3 HANDLE DUAL SWITCH BLACK	1,099.00
TH111DW	3 HANDLE DUAL SWITCH WHITE	1,099.00
TH111D + COLOR	3 HANDLE DUAL SWITCH COLOR	1,218.00
TH22BK	4 HANDLE BLACK	1,154.00
TH22W	4 HANDLE WHITE	1,168.00
TH22 + COLOR	4 HANDLE COLOR	1,315.00
TH22SBK	4 HANDLE SINGLE SWITCH BLACK	1,209.00
TH22SW	4 HANDLE SINGLE SWITCH WHITE	1,209.00
TH22S + COLOR	4 HANDLE SINGLE SWITCH COLOR	1,419.00
TH22DBK	4 HANDLE DUAL SWITCH BLACK	1,298.00
TH22DW	4 HANDLE DUAL SWITCH WHITE	1,425.00
TH22D + COLOR	4 HANDLE DUAL SWITCH COLOR	1,570.00
TH33BK	6 HANDLE BLACK	1,580.00
TH33W	6 HANDLE WHITE	1,580.00
TH33 + COLOR	6 HANDLE COLOR	1,827.00
TH33SBK	6 HANDLE SINGLE SWITCH BLACK	1,827.00
TH33SW	6 HANDLE SINGLE SWITCH WHITE	1,911.00
TH33S + COLOR	6 HANDLE SINGLE SWITCH COLOR	2,144.00
TH33DBK	6 HANDLE DUAL SWITCH BLACK	1,923.00
TH33DW	6 HANDLE DUAL SWITCH WHITE	1,939.00
TH33D + COLOR	6 HANDLE DUAL SWITCH COLOR	2,180.00
TH44BK	8 HANDLE BLACK	2,211.00
TH44W	8 HANDLE WHITE	2,228.00
TH44 + COLOR	8 HANDLE COLOR	2,517.00
TH44SBK	8 HANDLE SINGLE SWITCH BLACK	2,388.00
TH44SW	8 HANDLE SINGLE SWITCH WHITE	2,405.00
TH44S + COLOR	8 HANDLE SINGLE SWITCH COLOR	2,677.00
TH44DBK	8 HANDLE DUAL SWITCH BLACK	2,485.00
TH44DW	8 HANDLE DUAL SWITCH WHITE	2,500.00
TH44D + COLOR	8 HANDLE DUAL SWITCH COLOR	2,772.00
CONTROL ACCESSORIES		

ITEM	DESCRIPTION	RX
ARCHED THROTTLE BASE (Category II)		
ATB1 + COLOR	ARCHED THROTTLE BASE 1 HANDLE	137.00
ATB2 + COLOR	ARCHED THROTTLE BASE SINGLE	216.00
ATB3 + COLOR	ARCHED THROTTLE BASE 3 HANDLE	277.00
ATB4 + COLOR	ARCHED THROTTLE BASE TWIN	315.00
ATB6 + COLOR	ARCHED THROTTLE BASE TRIPLE	446.00
THROTTLE BEZELS (Category II)		
TB2 + COLOR	THROTTLE BEZEL 2 HANDLE	69.00
TB3 + COLOR	THROTTLE BEZEL 3 HANDLE	89.00
TB4 + COLOR	THROTTLE BEZEL 4 HANDLE	99.00
TB6 + COLOR	THROTTLE BEZEL 6 HANDLE	109.00
CABLE CONNECTION KITS (Category II)		
CCK30	CABLE CONNECTION KIT #30	26.00
CCKEYELET	CABLE CONNECTION KIT EYELET	19.00
CCKIO	MERC I/O CABLE KIT SINGLE	26.00
CCKOBM	MERC CABLE KIT OB	19.00
CCKOBO	OMC CABLE KIT OB	24.00
33C SERIES CABLES (Category II)		
CA10	33 C SERIES CABLE 10'	36.00
CA12	33 C SERIES CABLE 12'	38.00
CA14	33 C SERIES CABLE 14'	40.00
CA16	33 C SERIES CABLE 16'	42.00
CA18	33 C SERIES CABLE 18'	44.00
CA20	33 C SERIES CABLE 20'	46.00
CA22	33 C SERIES CABLE 22'	48.00
CA24	33 C SERIES CABLE 24'	50.00
CA26	33 C SERIES CABLE 26'	54.00
CA28	33 C SERIES CABLE 28'	65.00
CA30	33 C SERIES CABLE 30'	66.00
CA32	33 C SERIES CABLE 32'	72.00
CA34	33 C SERIES CABLE 34'	76.00
CA36	33 C SERIES CABLE 36'	82.00
CA38	33 C SERIES CABLE 38'	93.00
DIODE (Category II)		
DK	4 PIECE DIODE KIT	7.00
DKH2	DIODE KIT HARNESS - TWIN	33.00
DKH3	DIODE KIT HARNESS- TRIPLE	39.00
FLAT PLATE BASE- CARBON FIBER (Category II)		
ABP2 + CF or SF	FLAT PLATE BASE 2 HANDLE + CARBON FIBER or SILVER CARBON	109.00
ABP4 + CF or SF	FLAT PLATE BASE 4 HANDLE + CARBON FIBER or SILVER CARBON	199.00
FLAT PLATE BASE- POWDER COAT (Category II)		
ABP2 + COLOR	FLAT PLATE BASE 2 HANDLE + COLOR	69.00
ABP4 + COLOR	FLAT PLATE BASE 4 HANDLE + COLOR	109.00
NEUTRAL SAFETY SWITCH (Category II)		

ITEM	DESCRIPTION	RX
NSS	NEUTRAL SAFETY SWITCH (included with every control at no charge)	27.00
TRIM SWITCHES (Category II)		
TRSR + BK or W	OBSOLETE- NOT AVAILABLE	
TSDWPB + COLOR	TRIM SWITCH DUAL W/WIRES, PLATE & BACK + COLOR	109.00
TSDWP + COLOR	TRIM SWITCH DUAL W/WIRES & PLATE + COLOR	91.00
TSSO	TRIM SWITCH SINGLE NO WIRES	10.00
TSSW	TRIM SWITCH SINGLE W/ WIRES	26.00
TSSWP + COLOR	TRIM SWITCH SINGLE W/ WIRES AND PLATE + COLOR	67.00
TSSWPB + COLOR	TRIM SWITCH SINGLE W/ WIRES, PLATE AND BACK PLATE + COLOR	87.00
TTS + COLOR	TRIPLE TRIM THROTTLE SWITCH + COLOR	139.00
THROTTLE ADAPTER PLATES (Category II)		
TAP2W	THROTTLE ADAPTER PLATE 2 HANDLE	69.00
TAP4W	THROTTLE ADAPTER PLATE 4 HANDLE	79.00
DASH ACCESSORIES		
CIGARETTE LIGHTER (Category II)		
CL	CIGARETTE LIGHTER 12 VOLT	23.00
INDICATOR WARNING LIGHT 3 3/8" CUTOUT (Category II)		
GWSL	SMALL WARNING LIGHT 3/8" CUTOUT	12.00
ILR	INDICATOR LIGHT RED 5/16" CUTOUT	4.00
ILRS	INDICATOR LIGHT RED SMALL 1/4" CUTOUT	6.00
KEY IGNITION SWITCH (Category II)		
KIS	KEY IGNITION SWITCH 3/4" CUTOUT	25.00
KISKIT	KEY IGNITION SWITCH W/ SET OF KEYS- 3/4" CUTOUT	26.00
KILL SWITCHES (Category II)		
KIO	KILL SWITCH I/O - NORMALLY CLOSED	19.00
KOB	KILL SWITCH OB - NORMALLY OPENED	17.00
KLANYARD	LANYARD FOR KILL SWITCHES	5.90
SINGLE ENGINE KEYPAD START (Category II)		
SEKPS + COLOR or PS+ RR or MR	2 5/8" SINGLE ENGINE KEYPAD START W/ COLOR OR POL STAINLESS	309.00
SHUNT CONVERTERS (Category II)		
GIS32	VOLTAGE ADAPTER CONVERTS 12V GAUGE TO 32V	6.00
GAUGES		
COMPASSES- IN-DASH (Category II)		
GCID2 + BK + COLOR	COMPASS IN-DASH 2" BLACK DIAL W/ COLOR RIM	98.00
GCID3 + BK or PL or W + COLOR	COMPASS IN-DASH 3" BLACK, PLATINUM or WHITE DIAL W/ COLOR RIM	108.00
GCID3CF + COLOR	COMPASS IN-DASH 3" CARBON FIBER DIAL W/ COLOR RIM	108.00
GCID2K + BK + COLOR	COMPASS IN-DASH 2" KIT BLACK DIAL W/ COLOR RIM	359.00
GCID3K + BK or PL or W + COLOR	COMPASS IN-DASH 3" KIT BLACK, PLATINUM or WHITE DIAL W/ COLOR RIM	359.00

ITEM	DESCRIPTION	RX
GCID3KCF + COLOR	COMPASS IN-DASH 3" KIT CARBON FIBER DIAL W/ COLOR RIM	359.00
GCIDS	GCID SENSORS	309.00
COMPASS- AZIMUTH FLUSHMOUNT COMPASSES (Category II)		
GCAF + BK or W	AZIMUTH COMPASS (ELEC) BLACK or WHITE	396.00
CLOCKS 2 1/16" (Category II)		
GIC + BK or PL or W + COLOR	2 1/16" CLOCK BLACK, PLATINUM or WHITE DIAL W/ COLOR RIM	89.00
DEPTH SOUNDER GAUGE- DEPTH ONLY (Category II)		
DFG + BK, PL or W + COLOR OR CHROME RIM	1 7/8" DEPTH SOUNDER (GAUGE ONLY)- BLACK, PLATINUM OR W	129.00
DEPTH SOUNDER KITS- DEPTH ONLY (Category II)		
DFGKST + BK, PL or W + COLOR OR CHROME RIM	1 7/8" DEPTH SOUNDER SHOOT THRU KIT- BLACK, PLATINUM OR	199.00
DFGKTR + BK, PL or W + COLOR OR CHROME RIM	1 7/8" DEPTH SOUNDER TRANSOM MOUNT KIT- BLACK, PLATINUM	209.00
DEPTH SOUNDER TRANSDUCERS- DEPTH ONLY (Category II)		
TTH- OBSOLETE, ONLY AVAILABLE IN THE DEPTH, AIR & WATER VERSION		
TST	TRANSDUCER DEPTH ONLY- SHOOT THRU 30 FT LEAD	98.00
TTR	TRANSDUCER DEPTH ONLY- TRANSOM MOUNT 30 FT LEAD	108.00
EPOXY KIT (Category II)		
EPX	TRANSDUCER EPOXY KIT	5.50
DEPTH SOUNDER GAUGE- DEPTH, AIR AND WATER TEMPERATURE (Category II)		
DFGAW + BK, PL or W + COLOR OR CHROME RIM	1 7/8" DEPTH SOUNDER- DEPTH, AIR & WATER TEMP (GAUGE ONL	139.00
DEPTH SOUNDER KITS- DEPTH, AIR AND WATER TEMPERATURE (Category II)		
DFGKAWTH + BK, PL or W + COLOR OR CHROME RIM	1 7/8" DEPTH SOUNDER- DEPTH, AIR & WATER TEMP THRU HULL I	225.00
DFGKAWTR + BK, PL or W + COLOR OR CHROME RIM	1 7/8" DEPTH SOUNDER- DEPTH, AIR & WATER TEMP TRANSOM KI	229.00
DEPTH SOUNDER TRANSDUCERS- DEPTH, AIR AND WATER TEMPERATURE (Category II)		
TTHAW	TRANSDUCER DEPTH, AIR & WATER TEMP THRU HULL 30 FT LEA	119.00
TTRAW	TRANSDUCER DEPTH, AIR & WATER TEMP TRANSOM MOUNT 30	115.00
FUME DETECTORS (CATEGORY I)		
GIFD + BK or W + COLOR	2 1/16" FUME DETECTOR GAUGE ONLY	169.00
GIFDK1 + BK or W + COLOR	2 1/16" FUME DETECTOR KIT BLACK or WHITE DIAL W/ COLOR RIM	239.00
GIFDRH + BK or W + COLOR	2 1/16" FUME DETECTOR REMOTE HEAD BLACK or WHITE DIAL W/	160.00
GIFDEX	FUME DETECTOR 20' EXT WIRE	49.00
GIFDRS	FUME DETECTOR REMOTE SENSOR	95.00
GPS SPEEDOMETER W/ ODOMETER (Category II)		
GPSSO120K + BK or PL or W + COLOR + MR or RR	3 3/8" GPS SPEEDO/ODOMETER KIT 120 MPH PLATINUM or V	399.00
GPSSO120K + BK or PL or W+ PS + MR or RR	3 3/8" GPS SPEEDO/ODOMETER KIT 120 MPH PLATINUM or V	399.00
GPSSO160K + BK or PL or W+ COLOR + MR or RR	3 3/8" GPS SPEEDO/ODOMETER KIT 160 MPH PLATINUM or V	399.00
GPSSO160K + PL or W+ PS + MR or RR	3 3/8" GPS SPEEDO/ODOMETER KIT 160 MPH PLATINUM or V	399.00
GPSLO120K + PL or W+ COLOR + MR or RR	4 5/8" GPS SPEEDO/ODOMETER KIT 120 MPH PLATINUM or V	429.00
GPSLO120K + PL or W+ PS + MR or RR	4 5/8" GPS SPEEDO/ODOMETER KIT 120 MPH PLATINUM or V	429.00
GPSLO160K + PL or W+ COLOR + MR or RR	4 5/8" GPS SPEEDO/ODOMETER KIT 160 MPH PLATINUM or V	429.00

ITEM	DESCRIPTION	RX
GPSLO160K + PL or W+ PS + MR or RR	4 5/8" GPS SPEEDO/ODOMETER KIT 160 MPH PLATINUM or V	429.00
HOURLMETERS (Category I)		
GIHM + BK or PL or W + COLOR	2 1/16" HOURMETER NO LIGHT BLACK, PLATINUM or WHITE DIAL V	69.00
GIHM + BK or PL or W + COLOR + MR or RR	2 1/16" HOURMETER NO LIGHT BLACK, PLATINUM or WHTIE DIAL V	69.00
GIHM + BK or PL or W + PSS + MR or RR	2 1/16" HOURMETER NO LIGHT BLACK, PLATINUM or WHITE DIAL V	79.00
WATER FLOW KITS (Category II)		
WFG + BK or PL or W+ COLOR + M or R +1	2 5/8" WATER FLOW 1" TEE KIT BLACK, PLATINUM or WHITE DIAL V	439.00
WFG + BK or PL or W+ COLOR + M or R +1.25	2 5/8" WATER FLOW 1 1/4" TEE KIT BLACK, PLATINUM or WHITE DIA	439.00
WFG + BK or PL or W+ COLOR + M or R +1.50	2 5/8" WATER FLOW 1 1/2" TEE KIT BLACK, PLATINUM or WHITE DIA	439.00
WFG + BK or PL or W+ COLOR + M or R +2	2 5/8" WATER FLOW 2" TEE KIT BLACK, PLATINUM or WHITE DIAL V	449.00
INDUSTRIAL SERIES ELECTRIC STANDARD 2 1/16" GAUGES (Category I)		
DCSB60 + BK or W + BK or W	2 1/16" ELEC BOOST 60 PSI BLACK or WHITE DIAL BLACK or WHITE	48.00
DCSB60 + BK or W + PSS	2 1/16" ELEC BOOST 60 PSI BLACK or WHITE DIAL W/ POL STAINLE	48.00
DCSFLGM + BK or W + BK or W	2 1/16" ELEC FUEL LEVEL 0-90 OHMS BLACK or WHITE DIAL BLACK	40.00
DCSFLGM + BK or W + PSS	2 1/16" ELEC FUEL LEVEL 0-90 OHMS BLACK or WHITE DIAL W/ PO	40.00
DCSFL + BK or W + BK or W	2 1/16" ELEC FUEL LEVEL 240-33 OHMS BLACK or WHITE DIAL BLA	40.00
DCSFL + BK or W + PSS	2 1/16" ELEC FUEL LEVEL 240-33 OHMS BLACK or WHITE DIAL W/ F	40.00
DCSFP + BK or W + BK or W	2 1/16" ELEC FUEL PRESS 0-15 PSI BLACK or WHITE DIAL BLACK c	40.00
DCSFP + BK or W + PSS	2 1/16" ELEC FUEL PRESS 0-15 PSI BLACK or WHITE DIAL W/ POL	40.00
DCSFP90 + BK or W + BK or W	2 1/16" ELEC FUEL PRESS 0-90 PSI BLACK or WHITE DIAL BLACK c	40.00
DCSFP90 + BK or W + PSS	2 1/16" ELEC FUEL PRESS 0-90 PSI BLACK or WHITE DIAL W/ POL	40.00
DCSOP80 + BK or W + BK or W	2 1/16" ELEC OIL PRESS 0-80 PSI BLACK or WHITE DIAL BLACK or	40.00
DCSOP80 + BK or W + PSS	2 1/16" ELEC OIL PRESS 0-80 PSI BLACK or WHITE DIAL W/ POL ST	40.00
DCSOT + BK or W + BK or W	2 1/16" ELEC OIL TEMP 140-340 F BLACK or WHITE DIAL BLACK or	40.00
DCSOT + BK or W + PSS	2 1/16" ELEC OIL TEMP 140-340 F BLACK or WHITE DIAL W/ POL ST	40.00
DCSTT + BK or W + BK or W	2 1/16" ELEC TRANSMISSION TEMP140-340 F BLACK or WHITE DIA	40.00
DCSTT + BK or W + PSS	2 1/16" ELEC TRANSMISSION TEMP140-340 F BLACK or WHITE DIAL	40.00
DCSTMM + BK or W + BK or W	2 1/16" ELEC TRIMMETER MERC & YAMAHA 10-90 OHMS BLACK or	40.00
DCSTMM + BK or W + PSS	2 1/16" ELEC TRIMMETER MERC & YAMAHA 10-90 OHMS BLACK or	40.00
DCSTMO + BK or W + BK or W	2 1/16" ELEC TRIMMETER OMC 88-1 OHMS BLACK or WHITE DIAL E	40.00
DCSTMO + BK or W + PSS	2 1/16" ELEC TRIMMETER OMC 88-1 OHMS BLACK or WHITE DIAL V	40.00
DCSVM + BK or W + BK or W	2 1/16" ELEC VOLT 8-18 V BLACK or WHITE DIAL BLACK or WHITE S	40.00
DCSVM + BK or W + PSS	2 1/16" ELEC VOLT 8-18 V BLACK or WHITE DIAL W/ POL STAINLES	40.00
DCSVM24 + BK or W + BK or W	2 1/16" ELEC VOLT 18-32 V BLACK or WHITE DIAL BLACK or WHITE	48.00
DCSVM24 + BK or W + PSS	2 1/16" ELEC VOLT 18-32 V BLACK or WHITE DIAL W/ POL STAINLE	48.00
DCSWL + BK or W + BK or W	2 1/16" ELEC WATER LEVEL BLACK or WHITE DIAL BLACK or WHITE	48.00
DCSWL + BK or W + PSS	2 1/16" ELEC WATER LEVEL BLACK or WHITE DIAL W/ POL STAINLE	48.00
DCSWTA + BK or W + BK or W	2 1/16" ELEC WATER TEMP 100-250 F BLACK or WHITE DIAL BLACK	40.00
DCSWTA + BK or W + PSS	2 1/16" ELEC WATER TEMP 100-250 F BLACK or WHITE DIAL W/ PO	40.00
DCSWT + BK or W + BK or W	2 1/16" ELEC WATER TEMP 100-280 F BLACK or WHITE DIAL BLACK	40.00
DCSWT + BK or W + PSS	2 1/16" ELEC WATER TEMP 100-280 F BLACK or WHITE DIAL W/ PO	40.00
INDUSTRIAL SERIES MECHANICAL STANDARD 2 1/16" GAUGES (Category I)		
DCSMB35 + BK or W + BK or W	2 1/16" MECH BOOST 0-35 PSI BLACK or WHITE DIAL W/ BLACK or V	53.00

ITEM	DESCRIPTION	RX
DCSMB35 + BK or W + PSS	2 1/16" MECH BOOST 0-35 PSI BLACK or WHITE DIAL W/ POL STAIN	53.00
DCSMFP + BK or W + BK or W	2 1/16" MECH FUEL PRESS 0-15 PSI BLACK or WHITE DIAL W/ BLACK	53.00
DCSMFP + BK or W + PSS	2 1/16" MECH FUEL PRESS 0-15 PSI BLACK or WHITE DIAL W/ POL	53.00
DCSMFP100 + BK or W + BK or W	2 1/16" MECH FUEL PRESS 0-100 PSI BLACK or WHITE DIAL W/ BLACK	53.00
DCSMFP100 + BK or W + PSS	2 1/16" MECH FUEL PRESS 0-100 PSI BLACK or WHITE DIAL W/ POL	53.00
DCSMOP + BK or W + BK or W	2 1/16" MECH OIL PRESS 0-100 PSI BLACK or WHITE DIAL W/ BLACK	53.00
DCSMOP + BK or W + PSS	2 1/16" MECH OIL PRESS 0-100 PSI BLACK or WHITE DIAL W/ POL	53.00
DCSMVB + BK or W + BK or W	2 1/16" MECH VACUUM BOOST 30 in hg/ BOOST 20 PSI BLACK or WHITE	53.00
DCSMVB + BK or W + PSS	2 1/16" MECH VACUUM BOOST 30 in hg/ BOOST 20 PSI BLACK or WHITE	53.00
DCSMWP + BK or W + BK or W	2 1/16" MECH WATER PRESS 0-30 PSI BLACK or WHITE DIAL W/ BLACK	53.00
DCSMWP + BK or W + PSS	2 1/16" MECH WATER PRESS 0-30 PSI BLACK or WHITE DIAL W/ POL	53.00
DCSMWP60 + BK or W + BK or W	2 1/16" MECH WATER PRESS 0-60 PSI BLACK or WHITE DIAL W/ BLACK	53.00
DCSMWP60 + BK or W + PSS	2 1/16" MECH WATER PRESS 0-60 PSI BLACK or WHITE DIAL W/ POL	53.00
INDUSTRIAL SERIES TACHOMETERS- GAS 3 3/8" 6000, 8000 & 10,000 or 12,000 RPM(Category I)		
DCS+ RPM + BK or W + BK or W	3 3/8" PLUG IN RPM TACH BLACK or WHITE DIAL w/ BLACK or WHITE	189.00
DCS + RPM + BK or W + PSS	DCS + RPM + BK or W + PSS+C325	189.00
INDUSTRIAL SERIES TACHOMETERS- DIESEL 3 3/8" (Category I)		
DC4000DA + BK or W + BK or W	3 3/8" PLUG IN DIESEL ALT RPM TACH BLACK or WHITE DIAL w/ BLACK	189.00
DC4000DA + BK or W + PSS	3 3/8" PLUG IN DIESEL ALT RPM TACH BLACK or WHITE DIAL w/ POL	189.00
DC4000MPD + BK or W + BK or W	3 3/8" PLUG IN DIESEL MAG PROBE RPM TACH BLACK or WHITE DIAL	189.00
DC4000MPD + BK or W + PSS	3 3/8" PLUG IN DIESEL MAG PROBE RPM TACH BLACK or WHITE DIAL	189.00
DC4000MSGD + BK or W + BK or W	3 3/8" PLUG IN DIESEL MECH SIG RPM TACH BLACK or WHITE DIAL	189.00
DC4000MSGD + BK or W + PSS	3 3/8" PLUG IN DIESEL MECH SIG RPM TACH BLACK or WHITE DIAL	189.00
INDUSTRIAL SERIES TACHOMETER / HOURMETER 3 3/8" 8000 RPM (Category I)		
GL8000H + BK or W + BK or W	3 3/8" PLUG IN RPM TACH/HOUR BLACK or WHITE DIAL w/ BLACK or WHITE	269.00
GL8000H + BK or W + PSS	3 3/8" PLUG IN RPM TACH/HOUR BLACK or WHITE DIAL w/ POL SS SAE	269.00
INDUSTRIAL SERIES DRY SPEEDO GAUGE ONLY 3 3/8" 60, 80 & 100 MPH (Category I)		
DCMS + MPH + BK or W + BK or W	3 3/8" DRY MPH SPEEDO ONLY BLACK or WHITE DIAL w/ BLACK or WHITE	99.00
DCMS + MPH + BK or W + PSS	3 3/8" DRY MPH SPEEDO ONLY BLACK or WHITE DIAL w/ POL SS SAE	99.00
INDUSTRIAL SERIES DRY SPEEDO KIT 3 3/8" 60, 80 & 100 MPH (Category I)		
DCMS + MPH + K + BK or W + BK or W	3 3/8" DRY MPH SPEEDO KIT BLACK or WHITE DIAL w/ BLACK or WHITE	139.00
DCMS + MPH + K + BK or W + PSS	3 3/8" DRY MPH SPEEDO KIT BLACK or WHITE DIAL w/ POL SS SAE	139.00
INDUSTRIAL SERIES GPS SPEEDO GAUGE ONLY 3 3/8" 80, 100, 120, 140, 160, & 180 MPH (Category I)		
GPSS + MPH + BK or W + BK or W	3 3/8" GPS MPH SPEEDO ONLY BLACK or WHITE w/ BLACK or WHITE	219.00
GPSS + MPH + BK or W + PSS	3 3/8" GPS MPH SPEEDO ONLY BLACK or WHITE w/ POL SS SAE RIM	219.00
INDUSTRIAL SERIES GPS SPEEDO KIT 3 3/8" 80, 100, 120, 140, 160, & 180 MPH (Category I)		
GPSS + MPH + K + BK or W + BK or W	3 3/8" GPS MPH SPEEDO KIT BLACK or WHITE w/ BLACK or WHITE SAE	419.00
GPSS + MPH + K + BK or W + PSS	3 3/8" GPS MPH SPEEDO KIT BLACK or WHITE w/ POL SS SAE RIM	419.00
INDUSTRIAL SERIES GPS SKI SPEEDO GAUGE ONLY 3 3/8" 50 MPH (Category I)		
GPSS50 + BK or W + BK or W	3 3/8" GPS MPH SPEEDO ONLY BLACK or WHITE w/ BLACK or WHITE	219.00
GPSS50 + BK or W + PSS	3 3/8" GPS MPH SPEEDO ONLY BLACK or WHITE w/ POL SS SAE RIM	219.00

ITEM	DESCRIPTION	RX
INDUSTRIAL SERIES GPS SKI SPEEDO KIT 3 3/8" 50 MPH (Category I)		
GPSS50 + K + BK or W + BK or W	3 3/8" GPS MPH SPEEDO KIT BLACK or WHITE w/ BLACK or WHITE S	419.00
GPSS50 + K + BK or W + PSS	3 3/8" GPS MPH SPEEDO KIT BLACK or WHITE w/ POL SS SAE RIM	419.00
LIQUID SPEEDOMETER GC SERIES 4" GAUGE ONLY (45, 60, 80, 100, 120, 140, 160, 170, 200 MPH) (Category II)		
GC + MPH + BK or PL or W + COLOR	4" LIQUID SPEEDO ONLY BLACK, PLATINUM OR WHITE DIAL W/CO	235.00
LIQUID SPEEDOMETER GC SERIES 4" KITS (45, 60, 80, 100, 120, 140, 160, 170, 200 MPH) (Category II)		
GC + MPH K1 + BK or PL or W + COLOR	4" LIQUID SPEEDO KIT BLACK, PLATINUM OR WHITE DIAL W/COLO	281.00
LIQUID SPEEDOMETER GL SERIES- 3 5/8" GAUGE ONLY (60, 80, 100, 120, 140, 160 MPH) (Category I)		
GL + MPH + BK or PL or W + COLOR	3 5/8" LIQUID SPEEDO ONLY BLACK, PLATINUM or WHITE DIAL W/ C	255.00
LIQUID SPEEDOMETER GL 3 5/8" KITS (60, 80, 100, 120, 140, 160 MPH) (Category I)		
GL + MPH + K1 + BK or PL or W + COLOR	3 5/8" LIQUID SPEEDO KIT BLACK, PLATINUM or WHITE DIAL W/ CO	321.00
LIVORSI II SPECIAL EDITION (Category II)		
LIISE80	3 3/8" LIVORSI II S.E. 80 MPH SPEEDO DOMED PL W/CH RIM	98.00
LIISE100	3 3/8" LIVORSI II S.E.100 MPH SPEEDO DOMED PL W/CH RIM	98.00
LIISE80K1	3 3/8" LIVORSI II S.E. 80 MPH SPEEDO KIT DOMED PL W/CH RIM	177.00
LIISE100K1	3 3/8" LIVORSI II S.E.100 MPH SPEEDO KIT DOMED PL W/CH RIM	177.00
LIISEM100	4 5/8" LIVORSI II S.E. 100 MPH SPEEDO ONLY DOMED PL W/CH	183.00
LIISEM100K1	4 5/8" LIVORSI II S.E. 100 MPH SPEEDO KIT DOMED PL W/CH	222.00
LIISEMD80	4 5/8" LIVORSI II S.E. 80 MPH SPEEDO ONLY W/ DUETCH CONN DO	189.00
LIISEMD80K1	4 5/8" LIVORSI II S.E. 80 MPH SPEEDO KIT W/ DUETCH CONN DOME	228.00
LIISE8000H	3 3/8" LIVORSI II S.E. 0-8000 DOMED PLATINUM W/CHROME RIM	219.00
LIISEM5000H	4 5/8" LIVORSI II SE 5000 RPM TACH/HOUR DOMED W/ CHROME RIM	219.00
LIISEMD7000H	4 5/8" LIVORSI II S.E. 7000 RPM TACH/HOUR DOMED W/ DUETCH C	249.00
LIISEMD4	4 5/8" LIVORSI II S.E. 4 IN 1	183.00
LIISEFL	2 1/16" LIVORSI II S.E. 240-33 OHMS FUEL LEVEL DOMED PL W/CH	49.00
LIISEOP80	2 1/16" LIVORSI II S.E. OIL PRESS 0-80 PSI DOMED PL W/CH RIM	49.00
LIISEOT	2 1/16" LIVORSI II S.E. OIL TEMP DOMED PLATINUM W/CH RIM	49.00
LIISETMM	2 1/16" LIVORSI II S.E.TRIM METER YAHAMA/MERC DOMED PL W/C	49.00
LIISEVM	2 1/16" LIVORSI II S.E. 10-16 VOLTS VOLTMETER DOMED PL W/CH	49.00
LIISEMH	HARNESS FOR LIVORSI II SPECIAL EDITION	33.00
MEGA & RACE SERIES- 2 1/16" ELECTRIC STANDARD GAUGES (Category I)		
DCSFLGM + BK or PL or W + COLOR + RR or MR	2" PLUG IN FUEL LEVEL 0-90 OHMS BLACK, PLATINUM or WHITE D	44.00
DCSFLGM + BK or PL or W + PSS + RR or MR	2" PLUG IN FUEL LEVEL 0-90 OHMS BLACK, PLATINUM or WHITE D	46.00
DCSFLGM + CF or SF + COLOR + RR or MR	2" PLUG IN FUEL LEVEL 0-90 OHMS CARBON FIBER or SILVER CAF	48.00
DCSFLGM + CF or SF + PSS + RR or MR	2" PLUG IN FUEL LEVEL 0-90 OHMS CARBON FIBER or SILVER CAF	50.00
DCSFL + BK or PL or W + COLOR + RR or MR	2" PLUG IN FUEL LEVEL 240-33 OHMS BLACK, PLATINUM or WHITE	44.00
DCSFL + BK or PL or W + PSS + RR or MR	2" PLUG IN FUEL LEVEL 240-33 OHMS BLACK, PLATINUM or WHITE	46.00
DCSFL + CF or SF + COLOR + RR or MR	2" PLUG IN FUEL LEVEL 240-33 OHMS CARBON FIBER or SILVER C,	48.00
DCSFL + CF or SF + PSS + RR or MR	2" PLUG IN FUEL LEVEL 240-33 OHMS CARBON FIBER or SILVER C,	50.00
DCSFP + BK or PL or W + COLOR + RR or MR	2" PLUG IN FUEL PRESS 0-15 PSI BLACK, PLATINUM or WHITE DIAL	44.00
DCSFP + BK or PL or W + PSS + RR or MR	2" PLUG IN FUEL PRESS 0-15 PSI BLACK, PLATINUM or WHITE DIAL	46.00
DCSFP + CF or SF + COLOR + RR or MR	2" PLUG IN FUEL PRESS 0-15 PSI CARBON FIBER or SILVER CARBO	48.00
DCSFP + CF or SF + PSS + RR or MR	2" PLUG IN FUEL PRESS 0-15 PSI CARBON FIBER or SILVER CARBO	50.00

ITEM	DESCRIPTION	RX
DCSFP90 + BK or PL or W + COLOR + RR or MR	2" PLUG IN FUEL PRESS 0-90 PSI BLACK, PLATINUM or WHITE DIAL	44.00
DCSFP90 + BK or PL or W + PSS + RR or MR	2" PLUG IN FUEL PRESS 0-90 PSI BLACK, PLATINUM or WHITE DIAL	46.00
DCSFP90 + CF or SF + COLOR + RR or MR	2" PLUG IN FUEL PRESS 0-90 PSI CARBON FIBER or SILVER CARBON FIBER	48.00
DCSFP90 + CF or SF + PSS + RR or MR	2" PLUG IN FUEL PRESS 0-90 PSI CARBON FIBER or SILVER CARBON FIBER	50.00
DCSOP80 + BK or PL or W + COLOR + RR or MR	2" PLUG IN OIL PRESS 80 PSI BLACK, PLATINUM or WHITE DIAL w/COLO	44.00
DCSOP80 + BK or PL or W + PSS + RR or MR	2" PLUG IN OIL PRESS 80 PSI BLACK, PLATINUM or WHITE DIAL w/POLIS	46.00
DCSOP80 + CF or SF + COLOR + RR or MR	2" PLUG IN OIL PRESS 80 PSI CARBON FIBER or SILVER CARBON FIBER	48.00
DCSOP80 + CF or SF + PSS + RR or MR	2" PLUG IN OIL PRESS 80 PSI CARBON FIBER or SILVER CARBON FIBER	50.00
DCSOT + BK or PL or W + COLOR + RR or MR	2" PLUG IN OIL TEMP 140-340 F BLACK, PLATINUM or WHITE DIAL	44.00
DCSOT + BK or PL or W + PSS + RR or MR	2" PLUG IN OIL TEMP 140-340 F BLACK, PLATINUM or WHITE DIAL	46.00
DCSOT + CF or SF + COLOR + RR or MR	2" PLUG IN OIL TEMP 140-340 F CARBON FIBER or SILVER CARBON FIBER	48.00
DCSOT + CF or SF + PSS + RR or MR	2" PLUG IN OIL TEMP 140-340 F CARBON FIBER or SILVER CARBON FIBER	50.00
DCSTMM + BK or PL or W + COLOR + RR or MR	2" PLUG IN TRIMMETER MERC 10-90 OHMSBLACK, PLATINUM or W	44.00
DCSTMM + BK or PL or W + PSS + RR or MR	2" PLUG IN TRIMMETER MERC 10-90 OHMSBLACK, PLATINUM or W	46.00
DCSTMM + CF or SF + COLOR + RR or MR	2" PLUG IN TRIMMETER MERC 10-90 OHMSCARBON FIBER or SILV	48.00
DCSTMM + CF or SF + PSS + RR or MR	2" PLUG IN TRIMMETER MERC 10-90 OHMSCARBON FIBER or SILV	50.00
DCSTMO + BK or PL or W + COLOR + RR or MR	2" PLUG IN TRIMMETER OMC0 88-1 OHMS BLACK, PLATINUM or WH	44.00
DCSTMO + BK or PL or W + PSS + RR or MR	2" PLUG IN TRIMMETER OMC0 88-1 OHMS BLACK, PLATINUM or WH	46.00
DCSTMO + CF or SF + COLOR + RR or MR	2" PLUG IN TRIMMETER OMC0 88-1 OHMS CARBON FIBER or SILVE	48.00
DCSTMO + CF or SF + PSS + RR or MR	2" PLUG IN TRIMMETER OMC0 88-1 OHMS CARBON FIBER or SILVE	50.00
DCSTT + BK or PL or W + COLOR + RR or MR	2" PLUG IN TRANS TEMP 140-340 F BLACK, PLATINUM or WHITE D	44.00
DCSTT + BK or PL or W + PSS + RR or MR	2" PLUG IN TRANS TEMP 140-340 F BLACK, PLATINUM or WHITE D	46.00
DCSTT + CF or SF + COLOR + RR or MR	2" PLUG IN TRANS TEMP 140-340 F CARBON FIBER or SILVER CAR	48.00
DCSTT + CF or SF + PSS + RR or MR	2" PLUG IN TRANS TEMP 140-340 F CARBON FIBER or SILVER CAR	50.00
DCSVM + BK or PL or W + COLOR + RR or MR	2" PLUG IN VOLT 8-18 V BLACK, PLATINUM or WHITE DIAL w/COLO	44.00
DCSVM + BK or PL or W + PSS + RR or MR	2" PLUG IN VOLT 8-18 V BLACK, PLATINUM or WHITE DIAL w/POLIS	46.00
DCSVM + CF or SF + COLOR + RR or MR	2" PLUG IN VOLT 8-18 V CARBON FIBER or SILVER CARBON FIBER	48.00
DCSVM + CF or SF + PSS + RR or MR	2" PLUG IN VOLT 8-18 V CARBON FIBER or SILVER CARBON FIBER	50.00
DCSWTA + BK or PL or W + COLOR + RR or MR	2" PLUG IN WATER TEMP 100-250 F BLACK, PLATINUM or WHITE D	44.00
DCSWTA + BK or PL or W + PSS + RR or MR	2" PLUG IN WATER TEMP 100-250 F BLACK, PLATINUM or WHITE D	46.00
DCSWTA + CF or SF + COLOR + RR or MR	2" PLUG IN WATER TEMP 100-250 F CARBON FIBER or SILVER CA	48.00
DCSWTA + CF or SF + PSS + RR or MR	2" PLUG IN WATER TEMP 100-250 F CARBON FIBER or SILVER CA	50.00
DCSWT + BK or PL or W + COLOR + RR or MR	2" PLUG IN WATER TEMP 100-280 F BLACK, PLATINUM or WHITE D	44.00
DCSWT + BK or PL or W + PSS + RR or MR	2" PLUG IN WATER TEMP 100-280 F BLACK, PLATINUM or WHITE D	46.00
DCSWT + CF or SF + COLOR + RR or MR	2" PLUG IN WATER TEMP 100-280 F CARBON FIBER or SILVER CA	48.00
DCSWT + CF or SF + PSS + RR or MR	2" PLUG IN WATER TEMP 100-280 F CARBON FIBER or SILVER CA	50.00
MEGA & RACE SERIES- 2 1/16" MECHANICAL STANDARD GAUGES (Category I)		
DCSMB35 + BK or PL or W + COLOR + RR or MR	2" MECH BOOST 0-35 PSI BLACK, PLATINUM or WHITE DIAL w/COLO	57.00
DCSMB35 + BK or PL or W + PSS + RR or MR	2" MECH BOOST 0-35 PSI BLACK, PLATINUM or WHITE DIAL w/POLI	59.00
DCSMB35 + CF or SF + COLOR + RR or MR	2" MECH BOOST 0-35 PSI CARBON FIBER or SILVER CARBON FIBER	60.00
DCSMB35 + CF or SF + PSS + RR or MR	2" MECH BOOST 0-35 PSI CARBON FIBER or SILVER CARBON FIBER	62.00
DCSMFP + BK or PL or W + COLOR + RR or MR	2" MECH FUEL PRESS 0-15 PSI BLACK, PLATINUM or WHITE DIAL w	57.00
DCSMFP + BK or PL or W + PSS + RR or MR	2" MECH FUEL PRESS 0-15 PSI BLACK, PLATINUM or WHITE DIAL w	59.00
DCSMFP + CF or SF + COLOR + RR or MR	2" MECH FUEL PRESS 0-15 PSI CARBON FIBER or SILVER CARBON	60.00
DCSMFP + CF or SF + PSS + RR or MR	2" MECH FUEL PRESS 0-15 PSI CARBON FIBER or SILVER CARBON	62.00
DCSMFP100 + BK or PL or W + COLOR + RR or MR	2" MECH FUEL PRESS 0-100 PSI BLACK, PLATINUM or WHITE DIAL	57.00
DCSMFP100 + BK or PL or W + PS + RR or MR	2" MECH FUEL PRESS 0-100 PSI BLACK, PLATINUM or WHITE DIAL	59.00

ITEM	DESCRIPTION	RX
DCSMFP100 + CF or SF + COLOR + RR or MR	2" MECH FUEL PRESS 0-100 PSI CARBON FIBER or SILVER CARBO	60.00
DCSMFP100 + CF or SF + PS + RR or MR	2" MECH FUEL PRESS 0-100 PSI CARBON FIBER or SILVER CARBO	62.00
DCSMOP + BK or PL or W + COLOR + RR or MR	2" MECH OIL PRESS 0-100 PSI BLACK, PLATINUM or WHITE DIAL w/	57.00
DCSMOP + BK or PL or W + PSS + RR or MR	2" MECH OIL PRESS 0-100 PSI BLACK, PLATINUM or WHITE DIAL w/	59.00
DCSMOP + CF or SF + COLOR + RR or MR	2" MECH OIL PRESS 0-100 PSI CARBON FIBER or SILVER CARBON	60.00
DCSMOP + CF or SF + PSS + RR or MR	2" MECH OIL PRESS 0-100 PSI CARBON FIBER or SILVER CARBON	62.00
DCSMVB + BK or PL or W + COLOR + RR or MR	2" MECH VAC/BOOST BLACK, PLATINUM or WHITE DIAL w/COLOR F	57.00
DCSMVB + BK or PL or W + PSS + RR or MR	2" MECH VAC/BOOST BLACK, PLATINUM or WHITE DIAL w/POLISHE	59.00
DCSMVB + CF or SF + COLOR + RR or MR	2" MECH VAC/BOOST CARBON FIBER or SILVER CARBON FIBER DI	60.00
DCSMVB + CF or SF + PSS + RR or MR	2" MECH VAC/BOOST CARBON FIBER or SILVER CARBON FIBER DI	62.00
DCSMWP + BK or PL or W + COLOR + RR or MR	2" MECH WATER PRESS 0-35 PSI BLACK, PLATINUM or WHITE DIAL	57.00
DCSMWP + BK or PL or W + PSS + RR or MR	2" MECH WATER PRESS 0-35 PSI BLACK, PLATINUM or WHITE DIAL	59.00
DCSMWP + CF or SF + COLOR + RR or MR	2" MECH WATER PRESS 0-35 PSI CARBON FIBER or SILVER CARBO	60.00
DCSMWP + CF or SF + PSS + RR or MR	2" MECH WATER PRESS 0-35 PSI CARBON FIBER or SILVER CARBO	62.00
DCSMWP15 + BK or PL or W + COLOR + RR or MR	2" MECH WATER PRESS 0-15 PSI BLACK, PLATINUM or WHITE DIAL	57.00
DCSMWP15 + BK or PL or W + PSS + RR or MR	2" MECH WATER PRESS 0-15 PSI BLACK, PLATINUM or WHITE DIAL	59.00
DCSMWP15 + CF or SF + COLOR + RR or MR	2" MECH WATER PRESS 0-15 PSI CARBON FIBER or SILVER CARBO	62.00
DCSMWP15 + CF or SF + PSS + RR or MR	2" MECH WATER PRESS 0-15 PSI CARBON FIBER or SILVER CARBO	62.00
DCSMWP60 + BK or PL or W + COLOR + RR or MR	2" MECH WATER PRESS 0-60 PSI BLACK, PLATINUM or WHITE DIAL	57.00
DCSMWP60 + BK or PL or W + PSS + RR or MR	2" MECH WATER PRESS 0-60 PSI BLACK, PLATINUM or WHITE DIAL	59.00
DCSMWP60 + CF or SF + COLOR + RR or MR	2" MECH WATER PRESS 0-60 PSI CARBON FIBER or SILVER CARBO	60.00
DCSMWP60 + CF or SF + PSS + RR or MR	2" MECH WATER PRESS 0-60 PSI CARBON FIBER or SILVER CARBO	62.00
MEGA & RACE SERIES- 2 5/8" ELECTRIC OVERSIZE GAUGES (Category I)		
DCC + BK or PL or W + COLOR + RR or MR	2 5/8" PLUG IN CLOCK BLACK, PLATINUM, or WHITE DIAL w/COLOR	106.00
DCC + BK or PL or W + PSS + RR or MR	2 5/8" PLUG IN CLOCK BLACK, PLATINUM, or WHITE w/POLISHED S	112.00
DCC + CF or SF + COLOR + RR or MR	2 5/8" PLUG IN CLOCK CARBON FIBER or SILVER CARBON FIBER w	109.00
DCC + CF or SF + PSS + RR or MR	2 5/8" PLUG IN CLOCK CARBON FIBER or SILVER CARBON FIBER w	115.00
DCFLGM + BK or PL or W + COLOR + RR or MR	2 5/8" PLUG IN FUEL LEVEL 0-90 OHMS BLACK, PLATINUM or WHIT	65.00
DCFLGM + BK or PL or W + PSS + RR or MR	2 5/8" PLUG IN FUEL LEVEL 0-90 OHMS BLACK, PLATINUM or WHIT	70.00
DCFLGM + CF or SF + COLOR + RR or MR	2 5/8" PLUG IN FUEL LEVEL 0-90 OHMS CARBON FIBER or SILVER	72.00
DCFLGM + CF or SF + PSS + RR or MR	2 5/8" PLUG IN FUEL LEVEL 0-90 OHMS CARBON FIBER or SILVER	78.00
DCFL + BK or PL or W + COLOR + RR or MR	2 5/8" PLUG IN FUEL LEVEL 240-33 OHM BLACK, PLATINUM or WH	65.00
DCFL + BK or PL or W + PSS + RR or MR	2 5/8" PLUG IN FUEL LEVEL 240-33 OHM BLACK, PLATINUM or WH	70.00
DCFL + CF or SF + COLOR + RR or MR	2 5/8" PLUG IN FUEL LEVEL 240-33 OHM CARBON FIBER or SILVER	72.00
DCFL + CF or SF + PSS + RR or MR	2 5/8" PLUG IN FUEL LEVEL 240-33 OHM CARBON FIBER or SILVER	78.00
DCFP + BK or PL or W + COLOR + RR or MR	2 5/8" PLUG IN FUEL PRESS 0-15 PSI BLACK, PLATINUM or WHITE	65.00
DCFP + BK or PL or W + PSS + RR or MR	2 5/8" PLUG IN FUEL PRESS 0-15 PSI BLACK, PLATINUM or WHITE	70.00
DCFP + CF or SF + COLOR + RR or MR	2 5/8" PLUG IN FUEL PRESS 0-15 PSI CARBON FIBER or SILVER CA	72.00
DCFP + CF or SF + PSS + RR or MR	2 5/8" PLUG IN FUEL PRESS 0-15 PSI CARBON FIBER or SILVER CA	78.00
DCFP90 + BK or PL or W + COLOR + RR or MR	2 5/8" PLUG IN FUEL PRESS 0-90 PSI BLACK, PLATINUM or WHITE	65.00
DCFP90 + BK or PL or W + PSS + RR or MR	2 5/8" PLUG IN FUEL PRESS 0-90 PSI BLACK, PLATINUM or WHITE	70.00
DCFP90 + CF or SF + COLOR + RR or MR	2 5/8" PLUG IN FUEL PRESS 0-90 PSI CARBON FIBER or SILVER CA	72.00
DCFP90 + CF or SF + PSS + RR or MR	2 5/8" PLUG IN FUEL PRESS 0-90 PSI CARBON FIBER or SILVER CA	78.00
DCOP + BK or PL or W + COLOR + RR or MR	2 5/8" PLUG IN OIL PRESS 0-100 PSI BLACK, PLATINUM or WHITE D	65.00
DCOP + BK or PL or W + PSS + RR or MR	2 5/8" PLUG IN OIL PRESS 0-100 PSI BLACK, PLATINUM or WHITE w	70.00
DCOP + CF or SF + COLOR + RR or MR	2 5/8" PLUG IN OIL PRESS 0-100 PSI CARBON FIBER or SILVER CA	72.00
DCOP + CF or SF + PSS + RR or MR	2 5/8" PLUG IN OIL PRESS 0-100 PSI CARBON FIBER or SILVER CA	78.00

ITEM	DESCRIPTION	RX
DCOP80 + BK or PL or W + COLOR + RR or MR	2 5/8" PLUG IN OIL PRESS 0-80 PSI MERC BLACK, PLATINUM or WH	65.00
DCOP80 + BK or PL or W + PSS + RR or MR	2 5/8" PLUG IN OIL PRESS 0-80 PSI MERC BLACK, PLATINUM or WH	70.00
DCOP80 + CF or SF + COLOR + RR or MR	2 5/8" PLUG IN OIL PRESS 0-80 PSI MERC CARBON FIBER or SILVE	72.00
DCOP80 + CF or SF + PSS + RR or MR	2 5/8" PLUG IN OIL PRESS 0-80 PSI MERC CARBON FIBER or SILVE	78.00
DCOT + BK or PL or W + COLOR + RR or MR	2 5/8" PLUG IN OIL TEMP 140-340 F BLACK, PLATINUM or WHITE DI	65.00
DCOT + BK or PL or W + PSS + RR or MR	2 5/8" PLUG IN OIL TEMP 140-340 F BLACK, PLATINUM or WHITE w/	70.00
DCOT + CF or SF + COLOR + RR or MR	2 5/8" PLUG IN OIL TEMP 140-340 F CARBON FIBER or SILVER CAR	72.00
DCOT + CF or SF + PSS + RR or MR	2 5/8" PLUG IN OIL TEMP 140-340 F CARBON FIBER or SILVER CAR	78.00
DCTMM + BK or PL or W + COLOR + RR or MR	2 5/8" PLUG IN TRIMMETER MERC 10-90 OHMS BLACK, PLATINUM	65.00
DCTMM + BK or PL or W + PSS + RR or MR	2 5/8" PLUG IN TRIMMETER MERC 10-90 OHMS BLACK, PLATINUM	70.00
DCTMM + CF or SF + COLOR + RR or MR	2 5/8" PLUG IN TRIMMETER MERC 10-90 OHMS CARBON FIBER or	72.00
DCTMM + CF or SF + PSS + RR or MR	2 5/8" PLUG IN TRIMMETER MERC 10-90 OHMS CARBON FIBER or	78.00
DCTMO + BK or PL or W + COLOR + RR or MR	2 5/8" PLUG IN TRIMMETER OMC 88-1 OHMS BLACK, PLATINUM or V	65.00
DCTMO + BK or PL or W + PSS + RR or MR	2 5/8" PLUG IN TRIMMETER OMC 88-1 OHMS BLACK, PLATINUM or V	70.00
DCTMO + CF or SF + COLOR + RR or MR	2 5/8" PLUG IN TRIMMETER OMC 88-1 OHMS CARBON FIBER or SIL	72.00
DCTMO + CF or SF + PSS + RR or MR	2 5/8" PLUG IN TRIMMETER OMC 88-1 OHMS CARBON FIBER or SIL	78.00
DCTT + BK or PL or W + COLOR + RR or MR	2 5/8" PLUG IN TRANS TEMP 140-340 F BLACK, PLATINUM or WHIT	65.00
DCTT + BK or PL or W + PSS + RR or MR	2 5/8" PLUG IN TRANS TEMP 140-340 F BLACK, PLATINUM or WHIT	70.00
DCTT + CF or SF + COLOR + RR or MR	2 5/8" PLUG IN TRANS TEMP 140-340 F CARBON FIBER or SILVER C	72.00
DCTT + CF or SF + PSS + RR or MR	2 5/8" PLUG IN TRANS TEMP 140-340 F CARBON FIBER or SILVER C	78.00
DCVM + BK or PL or W + COLOR + RR or MR	2 5/8" PLUG IN VOLT 8-18 V BLACK, PLATINUM or WHITE DIAL w/CC	65.00
DCVM + BK or PL or W + PSS + RR or MR	2 5/8" PLUG IN VOLT 8-18 V BLACK, PLATINUM or WHITE w/POLISH	70.00
DCVM + CF or SF + COLOR + RR or MR	2 5/8" PLUG IN VOLT 8-18 V CARBON FIBER or SILVER CARBON FIE	72.00
DCVM + CF or SF + PSS + RR or MR	2 5/8" PLUG IN VOLT 8-18 V CARBON FIBER or SILVER CARBON FIE	78.00
DCWL + BK or PL or W + COLOR + RR or MR	2 5/8" PLUG IN WATER LEVEL BLACK, PLATINUM or WHITE DIAL w/C	65.00
DCWL + BK or PL or W + PSS + RR or MR	2 5/8" PLUG IN WATER LEVEL BLACK, PLATINUM or WHITE w/POLIS	70.00
DCWL + CF or SF + COLOR + RR or MR	2 5/8" PLUG IN WATER LEVEL CARBON FIBER or SILVER CARBON F	72.00
DCWL + CF or SF + PSS + RR or MR	2 5/8" PLUG IN WATER LEVEL CARBON FIBER or SILVER CARBON F	78.00
DCWTA + BK or PL or W + COLOR + RR or MR	2 5/8" PLUG IN WATER TEMP 100-250 F BLACK, PLATINUM or WHIT	65.00
DCWTA + BK or PL or W + PSS + RR or MR	2 5/8" PLUG IN WATER TEMP 100-250 F BLACK, PLATINUM or WHIT	70.00
DCWTA + CF or SF + COLOR + RR or MR	2 5/8" PLUG IN WATER TEMP 100-250 F CARBON FIBER or SILVER	72.00
DCWTA + CF or SF + PSS + RR or MR	2 5/8" PLUG IN WATER TEMP 100-250 F CARBON FIBER or SILVER	78.00
DCWT + BK or PL or W + COLOR + RR or MR	2 5/8" PLUG IN WATER TEMP 100-280 F BLACK, PLATINUM or WHIT	65.00
DCWT + BK or PL or W + PSS + RR or MR	2 5/8" PLUG IN WATER TEMP 100-280 F BLACK, PLATINUM or WHIT	70.00
DCWT + CF or SF + COLOR + RR or MR	2 5/8" PLUG IN WATER TEMP 100-280 F CARBON FIBER or SILVER	72.00
DCWT + CF or SF + PSS + RR or MR	2 5/8" PLUG IN WATER TEMP 100-280 F CARBON FIBER or SILVER	78.00
MEGA & RACE SERIES- 2 5/8" MECHANICAL OVERSIZE GAUGES (Category I)		
DCMB35 + BK or PL or W + COLOR + RR or MR	2 5/8" MECH BOOST 0-35 PSI BLACK, PLATINUM or WHITE DIAL w/C	71.00
DCMB35 + BK or PL or W + PSS + RR or MR	2 5/8" MECH BOOST 0-35 PSI BLACK, PLATINUM or WHITE w/POLIS	77.00
DCMB35 + CF or SF + COLOR + RR or MR	2 5/8" MECH BOOST 0-35 PSI CARBON FIBER or SILVER CARBON F	80.00
DCMB35 + CF or SF + PSS + RR or MR	2 5/8" MECH BOOST 0-35 PSI CARBON FIBER or SILVER CARBON F	85.00
DCMFP + BK or PL or W + COLOR + RR or MR	2 5/8" MECH FUEL PRESS 0-15 PSI BLACK, PLATINUM or WHITE DI	71.00
DCMFP + BK or PL or W + PSS + RR or MR	2 5/8" MECH FUEL PRESS 0-15 PSI BLACK, PLATINUM or WHITE w/	77.00
DCMFP + CF or SF + COLOR + RR or MR	2 5/8" MECH FUEL PRESS 0-15 PSI CARBON FIBER or SILVER CAR	80.00
DCMFP + CF or SF + PSS + RR or MR	2 5/8" MECH FUEL PRESS 0-15 PSI CARBON FIBER or SILVER CAR	85.00
DCMFP100 + BK or PL or W + COLOR + RR or MR	2 5/8" MECH FUEL PRESS 0-100 PSI BLACK, PLATINUM or WHITE D	71.00
DCMFP100 + BK or PL or W + PSS + RR or MR	2 5/8" MECH FUEL PRESS 0-100 PSI BLACK, PLATINUM or WHITE w	77.00

ITEM	DESCRIPTION	RX
DCMFP100 + CF or SF + COLOR + RR or MR	2 5/8" MECH FUEL PRESS 0-100 PSI CARBON FIBER or SILVER CARBON FIBER	80.00
DCMFP100 + CF or SF + PSS + RR or MR	2 5/8" MECH FUEL PRESS 0-100 PSI CARBON FIBER or SILVER CARBON FIBER	85.00
DCMOP + BK or PL or W + COLOR + RR or MR	2 5/8" MECH OIL PRESS 0-100 PSI BLACK, PLATINUM or WHITE DIAL w/COLOR	71.00
DCMOP + BK or PL or W + PSS + RR or MR	2 5/8" MECH OIL PRESS 0-100 PSI BLACK, PLATINUM or WHITE w/POLISHED	77.00
DCMOP + CF or SF + COLOR + RR or MR	2 5/8" MECH OIL PRESS 0-100 PSI CARBON FIBER or SILVER CARBON FIBER	80.00
DCMOP + CF or SF + PSS + RR or MR	2 5/8" MECH OIL PRESS 0-100 PSI CARBON FIBER or SILVER CARBON FIBER	85.00
DCMVB + BK or PL or W + COLOR + RR or MR	2 5/8" MECH VAC/BOOST BLACK, PLATINUM or WHITE DIAL w/COLOR	71.00
DCMVB + BK or PL or W + PSS + RR or MR	2 5/8" MECH VAC/BOOST BLACK, PLATINUM or WHITE w/POLISHED	77.00
DCMVB + CF or SF + COLOR + RR or MR	2 5/8" MECH VAC/BOOST CARBON FIBER or SILVER CARBON FIBER	80.00
DCMVB + CF or SF + PSS + RR or MR	2 5/8" MECH VAC/BOOST CARBON FIBER or SILVER CARBON FIBER	85.00
DCMWP + BK or PL or W + COLOR + RR or MR	2 5/8" MECH WATER PRESS 0-35 PSI BLACK, PLATINUM or WHITE	71.00
DCMWP + BK or PL or W + PSS + RR or MR	2 5/8" MECH WATER PRESS 0-35 PSI BLACK, PLATINUM or WHITE	77.00
DCMWP + CF or SF + COLOR + RR or MR	2 5/8" MECH WATER PRESS 0-35 PSI CARBON FIBER or SILVER CARBON FIBER	80.00
DCMWP + CF or SF + PSS + RR or MR	2 5/8" MECH WATER PRESS 0-35 PSI CARBON FIBER or SILVER CARBON FIBER	85.00
DCMWP60 + BK or PL or W + COLOR + RR or MR	2 5/8" MECH WATER PRESS 0-60 PSI BLACK, PLATINUM or WHITE	71.00
DCMWP60 + BK or PL or W + PSS + RR or MR	2 5/8" MECH WATER PRESS 0-60 PSI BLACK, PLATINUM or WHITE	77.00
DCMWP60 + CF or SF + COLOR + RR or MR	2 5/8" MECH WATER PRESS 0-60 PSI CARBON FIBER or SILVER CARBON FIBER	80.00
DCMWP60 + CF or SF + PSS + RR or MR	2 5/8" MECH WATER PRESS 0-60 PSI CARBON FIBER or SILVER CARBON FIBER	85.00
MEGA & RACE SERIES- 2 5/8" MINI TACH GAS (8000 RPM) (CATEGORY I)		
MT8000 + BK or PL or W + COLOR + RR or MR	2 5/8" PLUG IN RPM TACH BLACK, PLATINUM or WHITE DIAL w/COLOR	159.00
MT8000 + BK or PL or W + PSS + RR or MR	2 5/8" PLUG IN RPM TACH BLACK, PLATINUM or WHITE w/POLISHED	164.00
MT8000 + CF or SF + COLOR + RR or MR	2 5/8" PLUG IN RPM TACH CARBON FIBER or SILVER CARBON FIBER	169.00
MT8000 + CF or SF + PSS + RR or MR	2 5/8" PLUG IN RPM TACH CARBON FIBER or SILVER CARBON FIBER	174.00
MEGA & RACE SERIES- 3 3/8" STANDARD TACHS GAS (6000, 8000, 10000 or 12000 RPM) (Category I)		
DCS + RPM + BK or PL or W + COLOR + RR or MR	3 3/8" PLUG IN RPM TACH BLACK, PLATINUM or WHITE DIAL w/COLOR	200.00
DCS + RPM + BK or PL or W + PSS + RR or MR	3 3/8" PLUG IN RPM TACH BLACK, PLATINUM or WHITE w/POLISHED	211.00
DCS + RPM + CF or SF + COLOR + RR or MR	3 3/8" PLUG IN RPM TACH CARBON FIBER or SILVER CARBON FIBER	222.00
DCS + RPM + CF or SF + PSS + RR or MR	3 3/8" PLUG IN RPM TACH CARBON FIBER or SILVER CARBON FIBER	232.00
TACH-HOURMETER STANDARD 3 3/8" 8000 RPM (Category I)		
GL8000H+ BK or PL or W + COLOR	3 3/8" GAS TACH/HOURMETER BLACK, PLATINUM or WHITE DIAL w/COLOR	269.00
MEGA & RACE SERIES- 3 3/8" STANDARD TACHS DIESEL (Category I)		
DC4000DA + BK or PL or W + COLOR + RR or MR	3 3/8" 0-4000 RPM DIESEL TACH ALT DRIVEN BLACK, PLATINUM or WHITE	189.00
DC4000DA + BK or PL or W + PSS + RR or MR	3 3/8" 0-4000 RPM DIESEL TACH ALT DRIVEN BLACK, PLATINUM or WHITE	199.00
DC4000DA + CF or SF + COLOR + RR or MR	3 3/8" 0-4000 RPM DIESEL TACH ALT DRIVEN CARBON FIBER or SILVER CARBON FIBER	209.00
DC4000DA + CF or SF + PSS + RR or MR	3 3/8" 0-4000 RPM DIESEL TACH ALT DRIVEN CARBON FIBER or SILVER CARBON FIBER	219.00
DC4000MPD + BK or PL or W + COLOR + RR or MR	3 3/8" 0-4000 RPM DIESEL TACH BLACK, PLATINUM or WHITE DIAL w/COLOR	189.00
DC4000MPD + BK or PL or W + PS + RR or MR	3 3/8" 0-4000 RPM DIESEL TACH BLACK, PLATINUM or WHITE w/POLISHED	199.00
DC4000MPD + CF or SF + COLOR + RR or MR	3 3/8" 0-4000 RPM DIESEL TACH CARBON FIBER or SILVER CARBON FIBER	209.00
DC4000MPD + CF or SF + PS + RR or MR	3 3/8" 0-4000 RPM DIESEL TACH CARBON FIBER or SILVER CARBON FIBER	219.00
DC4000MSGD + BK or PL or W + COLOR + RR or MR	3 3/8" 0-4000 RPM MECH GEN DRIVEN BLACK, PLATINUM or WHITE	189.00
DC4000MSGD + BK or PL or W + PSS + RR or MR	3 3/8" 0-4000 RPM MECH GEN DRIVEN BLACK, PLATINUM or WHITE	199.00
DC4000MSGD + CF or SF + COLOR + RR or MR	3 3/8" 0-4000 RPM MECH GEN DRIVEN CARBON FIBER or SILVER CARBON FIBER	209.00
DC4000MSGD + CF or SF + PSS + RR or MR	3 3/8" 0-4000 RPM MECH GEN DRIVEN CARBON FIBER or SILVER CARBON FIBER	219.00
MEGA & RACE SERIES- 4 5/8" OVERSIZE TACHS GAS (6000, 8000 or 10000 RPM) (Category I)		

ITEM	DESCRIPTION	RX
DCL + RPM + BK or PL or W + COLOR + RR or MR	4 5/8" PLUG IN RPM GAS TACH BLACK, PLATINUM or WHITE DIAL w	226.00
DCL + RPM + BK or PL or W + PSS + RR or MR	4 5/8" PLUG IN RPM GAS TACH BLACK, PLATINUM or WHITE w/POL	237.00
DCL + RPM + CF or SF + COLOR + RR or MR	4 5/8" PLUG IN RPM GAS TACH CARBON FIBER or SILVER CARBON	247.00
DCL + RPM + CF or SF + PSS + RR or MR	4 5/8" PLUG IN RPM GAS TACH CARBON FIBER or SILVER CARBON	258.00
MEGA & RACE SERIES- 3 3/8" STANDARD DRY SPEEDO ONLY 60, 80 & 100 MPH (Category I)		
DCMS + MPH + BK or PL or W + COLOR + RR or MR	3 3/8" DRY MPH SPEEDO ONLY BLACK, PLATINUM or WHITE DIAL w	118.00
DCMS + MPH + BK or PL or W + PSS + RR or MR	3 3/8" DRY MPH SPEEDO ONLY BLACK, PLATINUM or WHITE w/POL	129.00
DCMS + MPH + CF or SF + COLOR + RR or MR	3 3/8" DRY MPH SPEEDO ONLY CARBON FIBER or SILVER CARBON	139.00
DCMS + MPH + CF or SF + PSS + RR or MR	3 3/8" DRY MPH SPEEDO ONLY CARBON FIBER or SILVER CARBON	150.00
MEGA & RACE SERIES- 3 3/8" STANDARD DRY SPEEDO KIT 60, 80 & 100 MPH (Category II)		
DCMS + MPH + K + BK or PL or W + COLOR + RR or MR	3 3/8" DRY MPH SPEEDO KIT BLACK, PLATINUM or WHITE DIAL w/C	182.00
DCMS + MPH + K + BK or PL or W + PSS + RR or MR	3 3/8" DRY MPH SPEEDO KIT BLACK, PLATINUM or WHITE w/POLISH	188.00
DCMS + MPH + K + CF or SF + COLOR + RR or MR	3 3/8" DRY MPH SPEEDO KIT CARBON FIBER or SILVER CARBON F	193.00
DCMS + MPH + K + CF or SF + PSS + RR or MR	3 3/8" DRY MPH SPEEDO KIT CARBON FIBER or SILVER CARBON F	199.00
MEGA & RACE SERIES- STANDARD 3 3/8" GPS SPEEDOS (80, 100, 120, 140, 160 & 180 MPH) (Category II)		
GPSS + MPH + BK or PL or W + COLOR + RR or MR	3 3/8" GPS MPH SPEEDO ONLY BLACK, PLATINUM or WHITE w/COL	222.00
GPSS + MPH + BK or PL or W + PSS + RR or MR	3 3/8" GPS MPH SPEEDO ONLY BLACK, PLATINUM or WHITE w/POL	232.00
GPSS + MPH + CF or SF + COLOR + RR or MR	3 3/8" GPS MPH SPEEDO ONLY CARBON FIBER or SILVER CARBON	243.00
GPSS + MPH + CF or SF + PSS + RR or MR	3 3/8" GPS MPH SPEEDO ONLY CARBON FIBER or SILVER CARBON	253.00
MEGA & RACE SERIES- STANDARD 3 3/8" GPS SPEEDO KITS (80, 100, 120, 140, 160 & 180 MPH) (Category II)		
GPSS + MPH + K + BK or PL or W + COLOR + RR or MR	3 3/8" GPS MPH KIT BLACK, PLATINUM or WHITE w/COLOR RACE or	476.00
GPSS + MPH + K + BK or PL or W + PSS + RR or MR	3 3/8" GPS MPH KIT BLACK, PLATINUM or WHITE w/POLISHED SS R	487.00
GPSS + MPH + K + CF or SF + COLOR + RR or MR	3 3/8" GPS MPH KIT CARBON FIBER or SILVER CARBON FIBER w/C	497.00
GPSS + MPH + K + CF or SF + PSS + RR or MR	3 3/8" GPS MPH KIT CARBON FIBER or SILVER CARBON FIBER w/P	508.00
MEGA & RACE SERIES- STANDARD 3 3/8" GPS SKI SPEEDO ONLY 50 MPH (Category II)		
GPSS50 + BK or PL or W + COLOR + RR or MR	3 3/8" GPS MPH SPEEDO ONLY BLACK, PLATINUM or WHITE w/COL	229.00
GPSS50 + BK or PL or W + PSS + RR or MR	3 3/8" GPS MPH SPEEDO ONLY BLACK, PLATINUM or WHITE w/POL	229.00
GPSS50 + CF or SF + COLOR + RR or MR	3 3/8" GPS MPH SPEEDO ONLY CARBON FIBER or SILVER CARBON	229.00
GPSS50 + CF or SF + PSS + RR or MR	3 3/8" GPS MPH SPEEDO ONLY CARBON FIBER or SILVER CARBON	229.00
MEGA & RACE SERIES- STANDARD 3 3/8" GPS SKI SPEEDO KITS 50 MPH (Category II)		
GPSS50 + K + BK or PL or W + COLOR + RR or MR	3 3/8" GPS MPH KIT BLACK, PLATINUM or WHITE w/COLOR RACE or	429.00
GPSS50 + K + BK or PL or W + PSS + RR or MR	3 3/8" GPS MPH KIT BLACK, PLATINUM or WHITE w/POLISHED SS R	429.00
GPSS50 + K + CF or SF + COLOR + RR or MR	3 3/8" GPS MPH KIT CARBON FIBER or SILVER CARBON FIBER w/C	429.00
GPSS50 + K + CF or SF + PSS + RR or MR	3 3/8" GPS MPH KIT CARBON FIBER or SILVER CARBON FIBER w/P	429.00
MEGA & RACE SERIES- OVERSIZE 4 5/8" GPS SKI SPEEDO 50 MPH (Category II)		
GPSSL50 + BK or PL or W + COLOR + RR or MR	4 5/8" GPS MPH SPEEDO ONLY BLACK, PLATINUM or WHITE w/COL	269.00
GPSSL50 + BK or PL or W + PSS + RR or MR	4 5/8" GPS MPH SPEEDO ONLY BLACK, PLATINUM or WHITE w/POL	269.00
GPSSL50 + CF or SF + COLOR + RR or MR	4 5/8" GPS MPH SPEEDO ONLY CARBON FIBER or SILVER CARBON	269.00
GPSSL50 + CF or SF + PSS + RR or MR	4 5/8" GPS MPH SPEEDO ONLY CARBON FIBER or SILVER CARBON	269.00
MEGA & RACE SERIES- OVERSIZE GPS SKI SPEEDO KITS 50 MPH (Category II)		
GPSSL50 + K + BK or PL or W + COLOR + RR or MR	4 5/8" GPS MPH KIT BLACK, PLATINUM or WHITE w/COLOR RACE or	469.00
GPSSL50 + K + BK or PL or W + PSS + RR or MR	4 5/8" GPS MPH KIT BLACK, PLATINUM or WHITE w/POLISHED SS R	469.00

ITEM	DESCRIPTION	RX
GPSSL50 + K + CF or SF + COLOR + RR or MR	4 5/8" GPS MPH KIT CARBON FIBER or SILVER CARBON FIBER w/C	469.00
GPSSL50 + K + CF or SF + PSS + RR or MR	4 5/8" GPS MPH KIT CARBON FIBER or SILVER CARBON FIBER w/P	469.00
MEGA & RACE SERIES- OVERSIZE LIQUID SPEEDO GAUGE ONLY 4 5/8" 80 & 100 MPH (Category I)		
DCML + MPH + BK or PL or W + COLOR + RR or MR	5" LIQ. MPH SPEEDO BLACK, PLATINUM or WHITE DIAL w/COLOR R	247.00
DCML + MPH + BK or PL or W + PSS + RR or MR	5" LIQ. MPH SPEEDO BLACK, PLATINUM or WHITE w/POLISHED SS	258.00
DCML + MPH + CF or SF + COLOR + RR or MR	5" LIQ. MPH SPEEDO CARBON FIBER or SILVER CARBON FIBER w/	269.00
DCML + MPH + CF or SF + PSS + RR or MR	5" LIQ. MPH SPEEDO CARBON FIBER or SILVER CARBON FIBER w/	280.00
MEGA & RACE SERIES- OVERSIZE 4 5/8" LIQUID SPEEDO KIT 80 & 100 MPH (Category I)		
DCML + MPH + K + BK or PL or W + COLOR + RR or M	5" LIQ. MPH SPEEDO KIT BLACK, PLATINUM or WHITE DIAL w/COLC	297.00
DCML + MPH + K + BK or PL or W + PSS + RR or MR	5" LIQ. MPH SPEEDO KIT BLACK, PLATINUM or WHITE w/POLISHED	307.00
DCML + MPH + K + CF or SF + COLOR + RR or MR	5" LIQ. MPH SPEEDO KIT CARBON FIBER or SILVER CARBON FIBER	319.00
DCML + MPH + K + CF or SF + PSS + RR or MR	5" LIQ. MPH SPEEDO KIT CARBON FIBER or SILVER CARBON FIBER	329.00
MEGA & RACE SERIES- OVERSIZE 4 5/8" GPS SPEEDOS (80, 100, 120, 140 & 180 MPH) (Category II)		
GPSL + MPH + BK or PL or W + COLOR + RR or MR	4 5/8" GPS MPH SPEEDO ONLY BLACK, PLATINUM or WHITE w/COL	253.00
GPSL + MPH + BK or PL or W + PSS + RR or MR	4 5/8" GPS MPH SPEEDO ONLY BLACK, PLATINUM or WHITE w/POL	264.00
GPSL + MPH + CF or SF + COLOR + RR or MR	4 5/8" GPS MPH SPEEDO ONLY CARBON FIBER or SILVER CARBON	275.00
GPSL + MPH + CF or SF + PSS + RR or MR	4 5/8" GPS MPH SPEEDO ONLY CARBON FIBER or SILVER CARBON	285.00
MEGA & RACE SERIES- OVERSIZE 4 5/8" GPS SPEEDO KITS (80, 100, 120, 140 & 180 MPH) (Category II)		
GPSL + MPH + K + BK or PL or W + COLOR + RR or M	4 5/8" GPS MPH SPEEDO KIT BLACK, PLATINUM or WHITE w/COLOF	508.00
GPSL + MPH + K + BK or PL or W + PSS + RR or MR	4 5/8" GPS MPH SPEEDO KIT BLACK, PLATINUM or WHITE w/POLIS	518.00
GPSL + MPH + K + CF or SF + COLOR + RR or MR	4 5/8" GPS MPH SPEEDO KIT CARBON FIBER or SILVER CARBON F	529.00
GPSL + MPH + K + CF or SF + PSS + RR or MR	4 5/8" GPS MPH SPEEDO KIT CARBON FIBER or SILVER CARBON F	540.00
DEUTCH CONNECTOR ACCESSORIES (Category I)		
DC12CPLUG	DC 12 CONNECTOR PLUG	4.50
DC12CWL	DC 12 CONNECTOR WEDGE LOCK	1.00
DC2CPLUG	DC 2 CONNECTOR PLUG	2.00
DC2CWL	DC 2 CONNECTOR WEDGE LOCK	0.50
DC4CPLUG	DC 4 CONNECTOR PLUG	3.00
DC4CWL	DC 4 CONNECTOR WEDGE LOCK	0.65
DC8CPLUG	DC 8 CONNECTOR PLUG	7.00
DC8CWL	DC 8 CONNECTOR WEDGE LOCK	1.00
DCC1416	DC CONTACTS 14 & 16 GAUGE	0.98
DCDP	DC DUMMY PLUG	0.85
DEUTCH CONNECTOR ACCESSORIES (Category II)		
DCH	HARNESS FOR DC STYLE GAUGES	6.00
DCHCS	DC HAND CRIMPER SOCKET	359.00
DEUTCH CONNECTOR ACCESSORIES (Category III)		
DCH24	HARNESS FOR DC STYLE GAUGES 24 VOLT	16.00
INDUSTRIAL & MEGA /RACE SERIES GPS ANTENNA/RECEIVER (Category II)		
GPSSQ3	GPS ANTENNA/RECIEVER NO BATTERY SQUARE	269.00

ITEM	DESCRIPTION	RX
GPSSQ310X	GPS ANTENNA/RECIEVER NO BATTERY SQUARE- 10X UPDATE	289.00
GPS PULSE ANTENNA/RECEIVER (Category III)		
GPSESQ3	GPS 8-16 PULSE ANTENNA/RECEIVER W/ 4FT HARNESS- FOR AUT	179.00
PYROMETERS GAUGE ONLY 2 1/16" (Category II)		
GMPY + BK or PL or W + COLOR	2 1/16" 600-1600F MECH PYRO HEAD ONLY BLACK, PLATINUM or W	103.00
PYROMETERS KITS 2 1/16" (Category II)		
GMPYK1 + BK or PL or W + COLOR	2 1/16" 600-1600F MECH PYRO KIT BLACK, PLATINUM or WHITE DIA	177.00
PYROMETER ACCESSORIES (Category II)		
PYP1/4	PYROMETER PROBE 1/4" NPT	36.00
PYP1/8	PYROMETER PROBE 1/8" NPT	36.00
PYPHC	PYROMETER PROBE HOSE CLAMP (ULTRA THIN)	50.00
PYPU	PYROMETER PROBE ASSEMBLY (ULTRA THIN) 5/16" X 18"	50.00
PYW	PYROMETER WIRE (PER FOOT)	2.00
UTB	ULTRA-THIN BOLT ONLY	21.00
SMARTCRAFT MERC MONITOR- NMEA2000 (Category III)		
879337K51	DATA LEVEL 1-MERC MONITOR SINGLE ENGINE TROLL CONTROL	426.00
879338K51	DATA LEVEL 2- MERC MONITOR SINGLE ENGINE RPM SMART TOW	583.00
879337K52	DATA LEVEL 3- MERC MONITOR MULTI ENGINE RPM SMART TOW	1,241.00
879339K51	DATA LEVEL 3- MERC MONITOR MULTI ENGINE GPS SMART TOW	1,240.00
MERC MONITOR RACE RIM (CATEGORY III)		
MMRR+ COLOR	MERCURY MONITOR RACE RIM + COLOR	42.00
VANTAGE VIEW		
VANTAGE VIEW TACHOMETERS		
VANTAGE VIEW 3 3/8" NMEA2000, J1939 & INDMAR SMALL TACHS 4000 RPM (CATEGORY II)		
VJS4K+ BK + PL or W + COLOR + R or M	3 3/8" NMEA, J1939, INDMAR SMALL RPM TACH BLACK, PLATINUM	203.00
VJS4K+ BK + PL or W + PS + R or M	3 3/8" NMEA, J1939, INDMAR SMALL RPM TACH BLACK, PLATINUM	209.00
VANTAGE VIEW 3 3/8" NMEA2000, J1939 & INDMAR SMALL TACHS 7000 RPM (CATEGORY II)		
VJS7K+ BK + PL or W + COLOR + R or M	3 3/8" NMEA, J1939, INDMAR SMALL RPM TACH BLACK, PLATINUM	203.00
VJS7K+ BK + PL or W + PS + R or M	3 3/8" NMEA, J1939, INDMAR SMALL RPM TACH BLACK, PLATINUM	209.00
VANTAGE VIEW 4 5/8" NMEA2000, J1939 & INDMAR LARGE TACHS 4000 RPM (CATEGORY II)		
VJL4K+ PL or W + COLOR + R or M	4 5/8" NMEA, J1939, INDMAR LARGE RPM TACH PLATINUM or WHIT	233.00
VJL4K+ PL or W + PS + R or M	4 5/8" NMEA, J1939, INDMAR LARGE RPM TACH PLATINUM or WHIT	239.00
VANTAGE VIEW 4 5/8" NMEA2000, J1939 & INDMAR LARGE TACHS 7000 RPM (CATEGORY II)		
VJL7K+ PL or W + COLOR + R or M	4 5/8" NMEA, J1939, INDMAR LARGE RPM TACH PLATINUM or WHIT	233.00
VJL7K+ PL or W + PS + R or M	4 5/8" NMEA, J1939, INDMAR LARGE RPM TACH PLATINUM or WHIT	239.00

ITEM	DESCRIPTION	RX
VANTAGE VIEW 3 3/8" SMARTCRAFT SMALL TACHS 4000 RPM (CATEGORY II)		
VSCS4K + PL or W + COLOR + R or M	3 3/8" SMARTCRAFT SMALL RPM TACH PLATINUM or WHITE DIAL w	263.00
VSCS4K+ PL or W + PS + R or M	3 3/8" SMARTCRAFT SMALL RPM TACH PLATINUM or WHITE DIAL w	269.00
VANTAGE VIEW 3 3/8" SMARTCRAFT SMALL TACHS 7000 RPM (CATEGORY II)		
VSCS7K + PL or W + COLOR + R or M	3 3/8" SMARTCRAFT SMALL RPM TACH PLATINUM or WHITE DIAL w	263.00
VSCS7K + PL or W + PS + R or M	3 3/8" SMARTCRAFT SMALL RPM TACH PLATINUM or WHITE DIAL w	269.00
VANTAGE VIEW 4 5/8" SMARTCRAFT LARGE TACHS 4000 RPM (CATEGORY II)		
VSCL4K+ PL or W + COLOR + R or M	4 5/8" SMARTCRAFT LARGE RPM TACH PLATINUM or WHITE DIAL w	293.00
VSCL4K + PL or W + PS + R or M	4 5/8" SMARTCRAFT LARGE RPM TACH PLATINUM or WHITE DIAL w	299.00
VANTAGE VIEW 4 5/8" SMARTCRAFT LARGE TACHS 7000 RPM (CATEGORY II)		
VSCL7K + PL or W + COLOR + R or M	4 5/8" SMARTCRAFT LARGE RPM TACH PLATINUM or WHITE DIAL w	293.00
VSCL7K + PL or W + PS + R or M	4 5/8" SMARTCRAFT LARGE RPM TACH PLATINUM or WHITE DIAL w	299.00
VANTAGE VIEW SPEEDOMETERS		
VANTAGE VIEW 3 3/8" SMALL BLACK SPEEDO 100 & 160 MPH (CATEGORY II)		
VJS + MPH + BK + COLOR + R or M	3 3/8" SC, NMEA, J1939, INDMAR SMALL MPH SPEEDO BLACK DIAL	113.00
VJS + MPH + BK + PS + R or M	3 3/8" SC, NMEA, J1939, INDMAR SMALL MPH SPEEDO BLACK DIAL	119.00
VANTAGE VIEW 3 3/8" SMALL SPEEDO 60 & 80MPH (CATEGORY II)		
VJS + MPH + PL or W + COLOR + R or M	3 3/8" SC, NMEA, J1939, INDMAR SMALL MPH SPEEDO PLATINUM d	103.00
VJS + MPH + PL or W + PS + R or M	3 3/8" SC, NMEA, J1939, INDMAR SMALL MPH SPEEDO PLATINUM d	109.00
VANTAGE VIEW 3 3/8" SMALL SPEEDO 100, 120 & 160 MPH (CATEGORY II)		
VJS + MPH + PL or W + COLOR + R or M	3 3/8" SC, NMEA, J1939, INDMAR SMALL MPH SPEEDO PLATINUM d	113.00
VJS + MPH + PL or W + PS + R or M	3 3/8" SC, NMEA, J1939, INDMAR SMALL MPH SPEEDO PLATINUM d	119.00
VANTAGE VIEW 4 5/8" LARGE SPEEDO 60 & 80 MPH (CATEGORY II)		
VJL + MPH + PL or W + COLOR + R or M	4 5/8" SC, NMEA, J1939, INDMAR LARGE MPH SPEEDO PLATINUM d	133.00
VJL + MPH + PL or W + PS + R or M	4 5/8" SC, NMEA, J1939, INDMAR LARGE MPH SPEEDO PLATINUM d	139.00
VANTAGE VIEW 4 5/8" LARGE SPEEDO 100 & 120 MPH (CATEGORY II)		
VJL + MPH + PL or W + COLOR + R or M	4 5/8" SC, NMEA, J1939, INDMAR LARGE MPH SPEEDO PLATINUM d	143.00
VJL + MPH + PL or W + PS + R or M	4 5/8" SC, NMEA, J1939, INDMAR LARGE MPH SPEEDO PLATINUM d	149.00
VANTAGE VIEW SLAVE GAUGES		
VANTAGE VIEW 2 1/8" BLACK SMALL SLAVE GAUGES (CATEGORY II)		
VJSB + BK + COLOR + R or M	2 1/8" SC, NMEA, J1939, INDMAR SMALL BOOST BLACK DIAL w/ CO	57.00
VJSB + BK + PS + R or M	2 1/8" SC, NMEA, J1939, INDMAR SMALL BOOST BLACK DIAL w/ PO	60.00
VJSFL1 + BK + COLOR + R or M	2 1/8" SC, NMEA, J1939, INDMAR SMALL FUEL LEVEL 1 BLACK DIAL	60.00
VJSFL1 + BK + PS + R or M	2 1/8" SC, NMEA, J1939, INDMAR SMALL FUEL LEVEL 1 BLACK DIAL	63.00
VJSOP + BK + COLOR + R or M	2 1/8" SC, NMEA, J1939, INDMAR SMALL OIL PRESSURE BLACK DIA	60.00
VJSOP + BK + PS + R or M	2 1/8" SC, NMEA, J1939, INDMAR SMALL OIL PRESSURE BLACK DIA	63.00

ITEM	DESCRIPTION	RX
VJSOT + BK + COLOR + R or M	2 1/8" SC, NMEA, J1939, INDMAR SMALL OIL TEMPERATURE BLACK	60.00
VJSOT + BK + PS + R or M	2 1/8" SC, NMEA, J1939, INDMAR SMALL OIL TEMPERATURE BLACK	63.00
VJSVMB + BK + COLOR + R or M	2 1/8" SC, NMEA, J1939, INDMAR SMALL VOLTMETER BLACK DIAL	60.00
VJSVMB + BK + PS + R or M	2 1/8" SC, NMEA, J1939, INDMAR SMALL VOLTMETER BLACK DIAL	63.00
VJSWT + BK + COLOR + R or M	2 1/8" SC, NMEA, J1939, INDMAR SMALL WATER TEMPERATURE BLACK	60.00
VJSWT + BK + PS + R or M	2 1/8" SC, NMEA, J1939, INDMAR SMALL WATER TEMPERATURE BLACK	63.00
VANTAGE VIEW 2 1/8" SMALL SLAVE GAUGES (CATEGORY II)		
VJSB + PL or W + COLOR + R or M	2 1/8" SC, NMEA, J1939, INDMAR SMALL BOOST PLATINUM or WHITE	57.00
VJSB + PL or W + PS + R or M	2 1/8" SC, NMEA, J1939, INDMAR SMALL BOOST PLATINUM or WHITE	60.00
VJSFL1 + PL or W + COLOR + R or M	2 1/8" SC, NMEA, J1939, INDMAR SMALL FUEL LEVEL 1 PLATINUM or WHITE	60.00
VJSFL1 + PL or W + PS + R or M	2 1/8" SC, NMEA, J1939, INDMAR SMALL FUEL LEVEL 1 PLATINUM or WHITE	63.00
VJSFL2 + PL or W + COLOR + R or M	2 1/8" SMARTCRAFT ONLY SMALL FUEL LEVEL 2 PLATINUM or WHITE	60.00
VJSFL2 + PL or W + PS + R or M	2 1/8" SMARTCRAFT ONLY SMALL FUEL LEVEL 2 PLATINUM or WHITE	63.00
VJSOL1 + PL or W + COLOR + R or M	2 1/8" SC, NMEA, J1939, INDMAR SMALL OIL LEVEL 1 PLATINUM or WHITE	60.00
VJSOL1 + PL or W + PS + R or M	2 1/8" SC, NMEA, J1939, INDMAR SMALL OIL LEVEL 1 PLATINUM or WHITE	63.00
VJSOL2 + PL or W + COLOR + R or M	2 1/8" SMARTCRAFT ONLY SMALL OIL LEVEL 2 PLATINUM or WHITE	60.00
VJSOL2 + PL or W + PS + R or M	2 1/8" SMARTCRAFT ONLY SMALL OIL LEVEL 2 PLATINUM or WHITE	63.00
VJSOP + PL or W + COLOR + R or M	2 1/8" SC, NMEA, J1939, INDMAR SMALL OIL PRESSURE PLATINUM or WHITE	60.00
VJSOP + PL or W + PS + R or M	2 1/8" SC, NMEA, J1939, INDMAR SMALL OIL PRESSURE PLATINUM or WHITE	63.00
VJSOT + PL or W + COLOR + R or M	2 1/8" SC, NMEA, J1939, INDMAR SMALL OIL TEMPERATURE PLATINUM or WHITE	60.00
VJSOT + PL or W + PS + R or M	2 1/8" SC, NMEA, J1939, INDMAR SMALL OIL TEMPERATURE PLATINUM or WHITE	63.00
VJSTDP + PL or W + COLOR + R or M	2 1/8" SC, NMEA, J1939, INDMAR SMALL TRIM DRIVE PORT PLATINUM or WHITE	60.00
VJSTDP + PL or W + PS + R or M	2 1/8" SC, NMEA, J1939, INDMAR SMALL TRIM DRIVE PORT PLATINUM or WHITE	63.00
VJSTDS + PL or W + COLOR + R or M	2 1/8" SC, NMEA, J1939, INDMAR SMALL TRIM DRIVE STARBOARD PLATINUM or WHITE	60.00
VJSTDS + PL or W + PS + R or M	2 1/8" SC, NMEA, J1939, INDMAR SMALL TRIM DRIVE STARBOARD PLATINUM or WHITE	63.00
VJSVMB + PL or W + COLOR + R or M	2 1/8" SC, NMEA, J1939, INDMAR SMALL VOLTMETER PLATINUM or WHITE	60.00
VJSVMB + PL or W + PS + R or M	2 1/8" SC, NMEA, J1939, INDMAR SMALL VOLTMETER PLATINUM or WHITE	63.00
VJSWP30 + PL or W + COLOR + R or M	2 1/8" SC, NMEA, J1939, INDMAR SMALL WATER PRESSURE 30 PSI PLATINUM or WHITE	60.00
VJSWP30 + PL or W + PS + R or M	2 1/8" SC, NMEA, J1939, INDMAR SMALL WATER PRESSURE 30 PSI PLATINUM or WHITE	63.00
VJSWP60 + PL or W + COLOR + R or M	2 1/8" SC, NMEA, J1939, INDMAR SMALL WATER PRESSURE 60 PSI PLATINUM or WHITE	60.00
VJSWP60 + PL or W + PS + R or M	2 1/8" SC, NMEA, J1939, INDMAR SMALL WATER PRESSURE 60 PSI PLATINUM or WHITE	63.00
VJSWT + PL or W + COLOR + R or M	2 1/8" SC, NMEA, J1939, INDMAR SMALL WATER TEMPERATURE PLATINUM or WHITE	60.00
VJSWT + PL or W + PS + R or M	2 1/8" SC, NMEA, J1939, INDMAR SMALL WATER TEMPERATURE PLATINUM or WHITE	63.00
VANTAGE VIEW 2 1/8" NMEA2000 & ILMOR COMPLIANT SMALL SLAVE GAUGES (CATEGORY II)		
VVNISVMA + BK + PL or W + COLOR + R or M	2 1/8" SC, NMEA2000 & ILMOR VOLTMETER ALT 10-16V BLACK, PLATINUM or WHITE	60.00
VVNISVMA + BK + PL or W + PS + R or M	2 1/8" SC, NMEA2000 & ILMOR VOLTMETER ALT 10-16V BLACK, PLATINUM or WHITE	63.00
VNSWP30C + BK + PL or W + COLOR + R or M	2 1/8" SC, NMEA2000 & ILMOR WATER TEMPERATURE COOLANT BLACK	70.00

ITEM	DESCRIPTION	RX
VNSWP30C + BK + PL or W + PS + R or M	2 1/8" SC, NMEA2000 & ILMOR WATER TEMPERATURE COOLANT	73.00
VANTAGE VIEW 2 1/2" LARGE SLAVE GAUGES (CATEGORY II)		
VJLB + PL or W + COLOR + R or M	2 1/2" SC, NMEA, J1939, INDMAR LARGE BOOST PLATINUM or WHITE	70.00
VJLB + PL or W + PS + R or M	2 1/2" SC, NMEA, J1939, INDMAR LARGE BOOST PLATINUM or WHITE	73.00
VJLFL1 + PL or W + COLOR + R or M	2 1/2" SC, NMEA, J1939, INDMAR LARGE FUEL LEVEL 1 PLATINUM or WHITE	70.00
VJLFL1 + PL or W + PS + R or M	2 1/2" SC, NMEA, J1939, INDMAR LARGE FUEL LEVEL 1 PLATINUM or WHITE	73.00
VJLFL2 + PL or W + COLOR + R or M	2 1/2" SMARTCRAFT ONLY LARGE FUEL LEVEL 2 PLATINUM or WHITE	70.00
VJLFL2 + PL or W + PS + R or M	2 1/2" SMARTCRAFT ONLY LARGE FUEL LEVEL 2 PLATINUM or WHITE	73.00
VJLLO1 + PL or W + COLOR + R or M	2 1/2" SC, NMEA, J1939, INDMAR LARGE OIL LEVEL 1 PLATINUM or WHITE	70.00
VJLLO1 + PL or W + PS + R or M	2 1/2" SC, NMEA, J1939, INDMAR LARGE OIL LEVEL 1 PLATINUM or WHITE	73.00
VJLLO2 + PL or W + COLOR + R or M	2 1/2" SMARTCRAFT ONLY LARGE OIL LEVEL 2 PLATINUM or WHITE	70.00
VJLLO2 + PL or W + PS + R or M	2 1/2" SMARTCRAFT ONLY LARGE OIL LEVEL 2 PLATINUM or WHITE	70.00
VJLOP + PL or W + COLOR + R or M	2 1/2" SC, NMEA, J1939, INDMAR LARGE OIL PRESSURE PLATINUM or WHITE	70.00
VJLOP + PL or W + PS + R or M	2 1/2" SC, NMEA, J1939, INDMAR LARGE OIL PRESSURE PLATINUM or WHITE	73.00
VJLOT + PL or W + COLOR + R or M	2 1/2" SC, NMEA, J1939, INDMAR LARGE OIL TEMPERATURE PLATINUM or WHITE	70.00
VJLOT + PL or W + PS + R or M	2 1/2" SC, NMEA, J1939, INDMAR LARGE OIL TEMPERATURE PLATINUM or WHITE	73.00
VJLTDP + PL or W + COLOR + R or M	2 1/2" SC, NMEA, J1939, INDMAR LARGE TRIM DRIVE PORT PLATINUM or WHITE	70.00
VJLTDP + PL or W + PS + R or M	2 1/2" SC, NMEA, J1939, INDMAR LARGE TRIM DRIVE PORT PLATINUM or WHITE	73.00
VJLTDS + PL or W + COLOR + R or M	2 1/2" SC, NMEA, J1939, INDMAR LARGE TRIM DRIVE STARBOARD PLATINUM or WHITE	70.00
VJLTDS + PL or W + PS + R or M	2 1/2" SC, NMEA, J1939, INDMAR LARGE TRIM DRIVE STARBOARD PLATINUM or WHITE	73.00
VJLVM + PL or W + COLOR + R or M	2 1/2" SC, NMEA, J1939, INDMAR LARGE VOLTMETER PLATINUM or WHITE	70.00
VJLVM + PL or W + PS + R or M	2 1/2" SC, NMEA, J1939, INDMAR LARGE VOLTMETER PLATINUM or WHITE	73.00
VJLWP30 + PL or W + COLOR + R or M	2 1/2" SC, NMEA, J1939, INDMAR LARGE WATER PRESSURE 30 PSI PLATINUM or WHITE	70.00
VJLWP30 + PL or W + PS + R or M	2 1/2" SC, NMEA, J1939, INDMAR LARGE WATER PRESSURE 30 PSI PLATINUM or WHITE	73.00
VJLWP60 + PL or W + COLOR + R or M	2 1/2" SC, NMEA, J1939, INDMAR LARGE WATER PRESSURE 60 PSI PLATINUM or WHITE	70.00
VJLWP60 + PL or W + PS + R or M	2 1/2" SC, NMEA, J1939, INDMAR LARGE WATER PRESSURE 60 PSI PLATINUM or WHITE	73.00
VJLWT + PL or W + COLOR + R or M	2 1/2" SC, NMEA, J1939, INDMAR LARGE WATER TEMPERATURE PLATINUM or WHITE	70.00
VJLWT + PL or W + PS + R or M	2 1/2" SC, NMEA, J1939, INDMAR LARGE WATER TEMPERATURE PLATINUM or WHITE	73.00
VANTAGE VIEW 2 1/2" NMEA2000 & ILMOR COMPLIANT LARGE SLAVE GAUGES (CATEGORY II)		
VVNILVMA + PL or W + COLOR + R or M	2 1/2" NMEA2000 & ILMOR LARGE VOLTMETER ALT 10-16V PLATINUM or WHITE	70.00
VVNILVMA + PL or W + PS + R or M	2 1/2" NMEA2000 & ILMOR LARGE VOLTMETER ALT 10-16V PLATINUM or WHITE	73.00
VNLWP30C + PL or W + COLOR + R or M	2 1/2" NMEA2000 & ILMOR LARGE WATER PRESS 30 COOLANT PLATINUM or WHITE	70.00
VNLWP30C + PL or W + PS + R or M	2 1/2" NMEA2000 & ILMOR LARGE WATER PRESS 30 COOLANT PLATINUM or WHITE	73.00
VNLWP60C + PL or W + COLOR + R or M	2 1/2" NMEA2000 & ILMOR LARGE WATER PRESS 60 COOLANT PLATINUM or WHITE	70.00
VNLWP60C + PL or W + PS + R or M	2 1/2" NMEA2000 & ILMOR LARGE WATER PRESS 60 COOLANT PLATINUM or WHITE	73.00
VANTAGE VIEW 4 5/8" FOUR FUNCTION GAUGE (CATEGORY II)		

ITEM	DESCRIPTION	RX
VJ4F + PL or W + COLOR + R or M	4 5/8" SMARTCRAFT, SC, NMEA, J1939, INDMAR 4 FUNCTION GAUGE	179.00
VJ4F + PL or W + PSS + R or M	4 5/8" SMARTCRAFT, SC, NMEA, J1939, INDMAR 4 FUNCTION GAUGE	189.00
VANTAGE VIEW 2" FAULT WARNING ALARM (CATEGORY II)		
VJSFWABK + COLOR	2" FAULT WARNING ALARM BLACK W/ COLOR or POL SS MEGA OR	89.00
VANTAGE VIEW CONTROL POD ASSEMBLY (CATEGORY II)		
VVCPSA + COLOR	CONTROL POD ASSEMBLY SINGLE + COLOR	89.00
VVCPTA + COLOR	CONTROL POD ASSEMBLY TWIN + COLOR	109.00
VVCPTRA + COLOR	CONTROL POD ASSEMBLY TRIPLE + COLOR	119.00
VVCPQA + COLOR	CONTROL POD ASSEMBLY QUAD + COLOR	132.00
VANTAGE VIEW SWITCH ACCESSORIES (Category II)		
VVSAW	VV SWITCH ASSEMBLY WIRED SINGLE ENGINE	18.00
TSMF	MODE SWITCH ONLY 1/2" CUTOUT	7.00
TSMFM	UP/DOWN SWITCH ONLY 1/2" CUTOUT	7.00
TSRBBK	RUBBER BOOT BLACK FOR TOGGLE SWITCH	6.00
PSSP + COLOR	SWITCH PLATE ONLY- 2 3/4" DIAM	18.00
VANTAGE VIEW MASTER HARNESS (CATEGORY II)		
VVMHIL	VANTAGE VIEW MASTER HARNESS FOR ILMOR MICRO C MALE	69.00
VVMHJI	VANTAGE VIEW MASTER HARNESS FOR J1939/INDMAR 36 INCH	49.00
VVMHN2KF	VV MASTER HARNESS FOR NMEA 2000 MICRO C FEMALE	69.00
VVMHN2K	VV MASTER HARNESS FOR NMEA 2000 MICRO C MALE	69.00
VVMHSC	VANTAGE VIEW MASTER HARNESS FOR SMARTCRAFT 36 INCH	98.00
VANTAGE VIEW SLAVE HARNESS LONG (CATEGORY II)		
VVSH2L	VANTAGE VIEW 2 SLAVE GAUGE HARNESS LONG 27 1/2 INCH	19.00
VVSH4L	VANTAGE VIEW 4 SLAVE GAUGE HARNESS LONG 53 1/2 INCH	31.00
VVSH6L	VANTAGE VIEW 6 SLAVE GAUGE HARNESS LONG 78 1/2 INCH	45.00
VANTAGE VIEW SLAVE HARNESS SHORT (CATEGORY II)		
VVSH2S	VANTAGE VIEW 2 SLAVE GAUGE HARNESS SHORT 17 INCH	19.00
VVSH4S	VANTAGE VIEW 2 SLAVE GAUGE HARNESS SHORT 37 1/2 INCH	31.00
VVSH6S	VANTAGE VIEW 2 SLAVE GAUGE HARNESS SHORT 54 1/2 INCH	45.00
VANTAGE VIEW TRANSDUCERS (CATEGORY II)		
VVNSTHT	SHOOT-THRU DEPTH TRANSDUCER	239.00
VVNTRT	TRANSOM MOUNT TRANSDUCER SPEED, DEPTH AND TEMPERATURE	259.00
VANTAGE VIEW TRANSDUCERS (CATEGORY III)		
VVNTHT	THRU-HULL TRANSDUCER SPEED, DEPTH AND TEMPERATURE	349.00
VANTAGE VIEW GPS ANTENNA/RECEIVER (CATEGORY II)		
GPSRAQ3VV	STANDARD GPS RECEIVER/ANTENNA SQUARE FOR VANTAGE	269.00
GAUGE ACCESSORIES		

ITEM	DESCRIPTION	RX
GAUGE FITTINGS (Category II)		
GCSF1/8	1/8" NPT X 1/8" BARB	3.00
GCSM1/8	SPEEDO FITTING 1/4"NPT TO 1/8" HOSE	4.00
GCST1/8	STREET T 1/8" M X 1/8"F X 1/8" FEM	5.00
GCST3/8	BRASS STREET T 3/8" X 3/8" X 3/8"	5.00
GCT1/8	BRASS T 1/8" BARBS	7.00
GCF1	AN #4 HOSE FITTING FOR 1/4" HOSE	3.00
GCF2	AN #4 HOSE FIT ADAPTER/SPEEDO HEAD	3.00
GCF4	AN #4 HOSE FITTING X 1/8" NPT FEMALE	3.00
GCF5	AN #4 HOSE FITTING X 1/8" NPT MALE	3.00
GCF6	1/8 NPT X 1/4 PUSH ON 90 DEGREE	7.00
GCF7	90 1/4 PUSH LOCK PITOT FITTING	14.00
GCF8	5/16/24 X 1/4 PUSHLOCK PITOT FITTING	7.00
GCTF2	PITOT TUBE FITTING ACCEPTS #4AN FIT	6.00
GCPM1/8	PITOT TUBE FITTING TO 1/8" HOSE	5.00
BUSHING KIT (Category II)		
GSBKK1	BUSHING KIT 1/4, 3/8 ,1/2 " X 1/8" NPT FEM	8.00
BRASS GAUGE / HOSE FITTINGS (Category II)		
BFF	BRASS FITTING FEMALE 1/8" NPT X 1/4" OD COMP	3.00
BFM	BRASS FITTING MALE 1/8" NPT X 1/4" OD COMP	3.00
GAUGE / HOSE FITTINGS (Category II)		
QD90F	QUICK DISCONNECT 1/8" NPT FEMALE 90 ELBOW X 1/4" OD COMP	35.00
QDBJ	QUICK DISCONNECT BALL JOINT	39.00
PITOT TUBES (Category II)		
GCM1A	PITOT TUBE ASSEMBLY/UNIVERSAL BOLT	67.00
GCM2	PITOT TUBE MOUNT ONLY/MERCURY RACE BOLT	48.00
GCM2A	PITOT TUBE ASSEMBLY/MERCURY RACE BOLT	67.00
GCM3	STAINLESS STEEL SPEEDO TUBE MOUNT	57.00
GCPW	PITOT TUBE PW (LOW RESISTANCE)	19.00
GCRB	PITOT BLADE FOR M1	50.00
GCRB1A	PITOT BLADE ASSEMBLY	91.00
GCRB1A90	PITOT BLADE ASSEMBLY 90 DEGREE FITTING	98.00
GCRBR	PITOT BLADE FOR RBM1A	50.00
GCT1	PITOT TUBE 7" (STANDARD)	22.00
GCT1K	5" KICK-UP PITOT TUBE ONLY	29.00
GCT1L	PITOT TUBE 10" (LONG)	22.00
RBM2A	RECOIL BLADE KICK-UP STAINLESS	199.00
RBM2AR	RECOIL BLADE KICK-UP RACE	199.00
PITOT TUBE MOUNT ASSEMBLY (Category I)		
GLM1A	KICK-UP MOUNT ASSEMBLY 1/4	73.00
GLM1A1/8	KICKUP MOUNT ASSEMBLY 1/8	73.00
GLRM	MERCURY REVERSE MOUNT NO FITTINGS	66.00
GLRMA	MERCURY REVERSE MOUNT ASSEMBLY	66.00
SPRINGS (Category II)		
RS	RACE SPRINGS (1 PR)	17.00

ITEM	DESCRIPTION	RX
SS	STANDARD SPRINGS (1PR)	17.00
SPEEDO HOSE (Category II)		
GCH1/8	SPEEDO HOSE 1/8" I.D. PUSH-ON	1.00
GCH1/4	SPEEDO HOSE 1/4" I.D. PUSH-ON	2.00
THRU HULL FITTINGS (Category II)		
THF21/8	THRU-HULL FITTING STAINLESS STEEL 2" X 1/8" NPT	24.00
THF41/8	THRU-HULL FITTING STAINLESS STEEL 4" X 1/8" NPT	66.00
THWF11/8	THRU HULL WATER FITTING- 1 INCH I.D. - FOR 1 1/8 INCH HO	29.00
CLAMSHELLS (Category II)		
GCCS1/4 + BK or W	CLAMSHELL 1/4" O.D. BLACK or WHITE	6.00
GCCS1/2W	CLAMSHELL 1/2" O.D. WHITE ONLY	6.00
RECALL SWITCH PLATE (Category II)		
GPSRSBK	GPS RECALL SWITCH BLACK	29.00
GPSRSW	GPS RECALL SWITCH WHITE	29.00
GPSSPBK	GPS SWITCH PLATE BLACK	17.00
GPSSPW	GPS SWITCH PLATE WHITE	17.00
HIGH SPEED RECALL (Category II)		
HSR	HIGH SPEED RECALL FOR 4" GC SERIES SPEEDOMETERS	66.00
HOSE KIT (Category II)		
HK	HOSE KIT - TUBE KIT OIL/AIR 25 FT--(NOT FOR FUEL)	19.00
HKA	HOSE KIT - TUBE KIT OIL/AIR 10 FT--(NOT FOR FUEL)	26.00
HOSES (Category II)		
NH1/4	NYLON HOSE 1/4" OD (PER FT)	1.00
NH1/8	NYLON HOSE 1/8" OD FOR BOOST, WATER, OIL (PER FT)	0.90
TH1/4	1/4"OD TEFLON HOSE PER FT	4.00
LED LIGHTS (Category II)		
LEDB + A or BL or G or R or W	LED (12.8V) BAYONET BASE AMBER or BLUE or GREEN or RED or W	6.00
LEDW + A or BL or G or R or W	LED (12.8V) WEDGE AMBER or BLUE or GREEN or RED or WHITE	6.00
MECHANICAL BRACKET & HARDWARE (Category II)		
MB2	BRACKET & HARDWARE - MECHANICAL 2"	3.00
MECHANICAL LIGHT & HOUSING (Category II)		
ML2	MECHANICAL LIGHT & HOUSING - 2"	4.00
MEMORY TACH RECALL (Category II)		
MTRBK	MEMORY TACH RECALL KIT BLACK	149.00
MTRW	MEMORY TACH RECALL KIT WHITE	149.00
Data Gateway (Category III)		
MEFI4G	MEFI4G	459.00
MEFI4RK	MEFI4RK	109.00

ITEM	DESCRIPTION	RX
TACH RECALL SWITCH PLATE (Category II)		
TRSP + BK or W	TACH RECALL SWITCH PLATE BLACK or WHITE	12.00
GARMIN GPSMAP DISPLAYS & ACCESSORIES		
GARMIN GPSMAP TOUCH SCREEN DISPLAYS (Category III)		
010-00593-01	GARMIN GPSMAP 5208- 8.4" SCREEN	3,199.00
010-00594-01	GARMIN GPSMAP 5212- 12.1" SCREEN	3,749.00
GPSMAP740	GARMIN GPS MAP 7"	1,599.00
GPSMAP740S	GARMIN GPS MAP 7" SONAR	1,749.00
GARMIN GPSMAP BEZELS (Category III)		
GPSB5208 + COLOR	BEZEL GARMIN 5208 + COLOR	159.00
GPSB5212 + COLOR	BEZEL GARMIN 5212 + COLOR	209.00
GPSB704 + COLOR	BEZEL GARMIN FOR 740/740S + COLOR	109.00
GSD22 SOUNDER (Category III)		
010-00397-00	GARMIN GSD22 SOUNDER	509.00
GC10 MARINE CAMERA (Category III)		
010-11372-00	GC10 MARINE CAMERA STANDARD IMAGE	519.00
010-11372-01	GC10 MARINE CAMERA REVERSE IMAGE	519.00
GARMIN TRANSDUCERS (Category III)		
010-10327-00	TRANSDUCER IN-HULL AIRMAR P79	98.00
010-10192-01	TRANSDUCER TRANSOM MOUNT AIRMAR P66	139.00
010-10982-00	TRANSDUCER FLUSH THRU-HULL AIRMAR B60- 20 DEGREE TILTE	239.00
010-10982-01	TRANSDUCER FLUSH THRU-HULL AIRMAR B60- 12 DEGREE TILTE	239.00
010-10194-00	TRANSDUCER FLUSH THRU-HULL AIRMAR P319 DEPTH ONLY	89.00
010-10194-01	TRANSDUCER FLUSH THRU-HULL AIRMAR P319 DEPTH & TEMP	109.00
NIGHT VISION CAMERA (Category III)		
CNVLLW	CAMERA NIGHT VISION LOW LUX WHITE	2,049.00
CVMR	CAMERA VACUUM MOUNT REMOVABLE	49.00
MECHANICAL INDICATORS		
STANDARD SIZE- MECHANICAL INDICATORS (Category II)		
MI1D2T + BK or PL or W + COLOR	1 DRIVE/2 TABS BLACK, PLATINUM or WHITE CARD W/ COLOR FRA	372.00
MI1D2TCF + COLOR	1 DRIVE/2 TABS CARBON FIBER CARD W/ COLOR FRAME	406.00
MI1D + BK or PL or W + COLOR	1 DRIVE BLACK, PLATINUM or WHITE CARD W/ COLOR FRAME	304.00
MI1DCF + COLOR	1 DRIVE CARBON FIBER CARD W/ COLOR FRAME	325.00
MI2D2T + BK or PL or W + COLOR	2 DRIVES/2 TABS BLACK, PLATINUM or WHITE CARD W/ COLOR FR	372.00
MI2D2TCF + COLOR	2 DRIVES/2 TABS CARBON FIBER CARD W/ COLOR FRAME	406.00
MI2D + BK or PL or W + COLOR	2 DRIVES BLACK, PLATINUM or WHITE CARD W/ COLOR FRAME	304.00
MI2DCF + COLOR	2 DRIVES CARBON FIBER CARD W/ COLOR FRAME	325.00
MI2T + BK or PL or W + COLOR	2 TABS BLACK, PLATINUM or WHITE CARD W/ COLOR FRAME	304.00
MI2TCF + COLOR	2 TABS CARBON FIBER CARD W/ COLOR FRAME	325.00

ITEM	DESCRIPTION	RX
MI3D2T + BK or PL or W + COLOR	3 DRIVES/2 TABS BLACK CARD W/ COLOR FRAME	372.00
MI3D2TCF + COLOR	3 DRIVES/2 TABS CARBON FIBER CARD W/ COLOR FRAME	406.00
MI3D + BK or PL or W + COLOR	3 DRIVES BLACK CARD W/ COLOR FRAME	372.00
MI3DCF + COLOR	3 DRIVES CARBON FIBER CARD W/ COLOR FRAME	406.00
STANDARD SIZE- MECHANICAL INDICATORS LED 1-5 SLOTS (Category II)		
MILED1S + COLOR + COLOR	MECH IND LED 1-SLOT COLOR CARD W/COLOR FRAME	393.00
MILED2S + COLOR + COLOR	MECH IND LED 2-SLOT COLOR CARD W/COLOR FRAME	377.00
MILED3S + COLOR + COLOR	MECH IND LED 3-SLOT COLOR CARD W/COLOR FRAME	519.00
MILED4S + COLOR + COLOR	MECH IND LED 4-SLOT COLOR CARD W/COLOR FRAME	519.00
MILED5S + COLOR + COLOR	MECH IND LED 5-SLOT COLOR CARD W/COLOR FRAME	549.00
MECHANICAL INDICATOR CARDS (Category II)		
1SICBK & W	INDICATOR CARD 1 SLOT BLACK or WHITE	32.00
1SICCF & PL	INDICATOR CARD 1 SLOT CARBON FIBER or PLATINUM	42.00
2SICBK & W	INDICATOR CARD 2 SLOT BLACK or WHITE	32.00
2SICCF & PL	INDICATOR CARD 2 SLOT CARBON FIBER or PLATINUM	42.00
3SICBK & W	INDICATOR CARD 3 SLOT BLACK or WHITE	34.00
3SICCF & PL	INDICATOR CARD 3 SLOT CARBON FIBER or PLATINUM	49.00
4SICBK & W	INDICATOR CARD 4 SLOT BLACK or WHITE	44.00
4SICCF & PL	INDICATOR CARD 4 SLOT CARBON FIBER or PLATINUM	49.00
5SICBK & W	INDICATOR CARD 5 SLOT BLACK or WHITE	44.00
5SICCF & PL	INDICATOR CARD 5 SLOT CARBON FIBER or PLATINUM	49.00
STANDARD SIZE- MECHANICAL INDICATOR FRAMES (Category II)		
IF12 + COLOR	1 OR 2 SLOT FRAME ONLY W/ COLOR	113.00
IF345 + COLOR	3 4 OR 5 SLOT FRAME ONLY W/COLOR	118.00
STANDARD SIZE- INDICATOR WINDOWS (Category II)		
IW12	INDICATOR WINDOW 2" SLOT	23.00
IW345G	INDICATOR WINDOW 4" SLOT GLASS	36.00
INDICATOR POINTER KITS (Category II)		
IPK2	INDICATOR POINTER KIT - 2-SLOT	40.00
IPK4	INDICATOR POINTER KIT - 4-SLOT	52.00
IPK5	INDICATOR POINTER KIT- 5-SLOT	63.00
ULTRA - THIN MECHANICAL INDICATORS (Category II)		
UMI1D2T + BK or W + BK or W	ULTRA-THIN 1 DRIVE/2 TABS BLACK or WHITE CARD W/BLACK or W	277.00
UMI1D2TBK + COLOR	ULTRA-THIN 1 DRIVE/2 TABS BLACK CARD W/COLOR FRAME	314.00
UMI1D2TCFBK OR W	ULTRA-THIN 1 DRIVE/2 TABS CARBON FIBER W/BLACK OR WHITE	309.00
UMI1D2TCF + COLOR	ULTRA-THIN 1 DRIVE/2 TABS CARBON FIBER W/COLOR FRAME	337.00
UMI1D2TPLBK OR W	ULTRA-THIN 1 DRIVE/2 TABS PLATINUM W/BLACK OR WHITE FRAM	285.00
UMI1D2TPL + COLOR	ULTRA-THIN 1 DRIVE/2 TABS PLATINUM W/COLOR FRAME	312.00
UMI1T2D + BK or W + BK or W	ULTRA-THIN 1 TAB/2 DRIVES BLACK or WHITE CARD W/BLACK or W	277.00
UMI1T2DBK + COLOR	ULTRA-THIN 1 TAB/2 DRIVES BLACK W/COLOR FRAME	314.00
UMI1T2DCFBK OR W	ULTRA-THIN 1 TAB/2 DRIVES CARBON FIBER W/BLACK OR WHITE	309.00
UMI1T2DCF + COLOR	ULTRA-THIN 1 TAB/2 DRIVES CARBON FIBER W/COLOR FRAME	337.00
UMI1T2DPLBK OR W	ULTRA-THIN 1 TAB/2 DRIVES PLATINUM W/BLACK OR WHITE FRAM	285.00

ITEM	DESCRIPTION	RX
UMI1T2DPL + COLOR	ULTRA-THIN 1 TAB/2 DRIVES PLATINUM W/COLOR FRAME	312.00
UMI2D1T + BK or W + BK or W	ULTRA-THIN 2 DRIVES/1 TAB BLACK or WHITE CARD W/BLACK or W	277.00
UMI2D1TBK + COLOR	ULTRA-THIN 2 DRIVES/1 TAB BLACK W/COLOR FRAME	314.00
UMI2D1TCFBK OR W	ULTRA-THIN 2 DRIVES/1 TAB CARBON FIBER W/BLACK OR WHITE	309.00
UMI2D1TCF + COLOR	ULTRA-THIN 2 DRIVES/1 TAB CARBON FIBER W/COLOR FRAME	337.00
UMI2D1TPLBK OR W	ULTRA-THIN 2 DRIVES/1 TAB PLATINUM W/BLACK OR WHITE FRAM	285.00
UMI2D1TPL + COLOR	ULTRA-THIN 2 DRIVES/1 TAB PLATINUM W/COLOR FRAME	312.00
UMI2D2T + BK or W + BK or W	ULTRA-THIN 2 DRIVES/2 TABS BLACK or WHITE CARD W/BLACK or	277.00
UMI2D2TBK + COLOR	ULTRA-THIN 2 DRIVES/2 TABS BLACK W/COLOR FRAME	314.00
UMI2D2TCFBK OR W	ULTRA-THIN 2 DRIVES/2 TABS CARBON FIBER CARD W/BLACK OR	309.00
UMI2D2TCF + COLOR	ULTRA-THIN 2 DRIVES/2 TABS CARBON FIBER CARD W/COLOR FR	337.00
UMI2D2TPLBK OR W	ULTRA-THIN 2 DRIVES/2 TABS PLATINUM W/BLACK OR WHITE FRA	285.00
UMI2D2TPL + COLOR	ULTRA-THIN 2 DRIVES/2 TABS PLATINUM W/COLOR FRAME	312.00
ULTRA - THIN LED MECHANICAL INDICATORS (Category II)		
UMILED3S + CARD COLOR + FRAME COLOR	ULTRA-THIN INDICATOR LED 3-SLOT COLOR CARD W/COLOR FRA	528.00
UMILED4S + CARD COLOR + FRAME COLOR	ULTRA-THIN INDICATOR LED 4-SLOT COLOR CARD W/COLOR FRA	528.00
ULTRA THIN CARDS (Category II)		
UIC3 + BK or PL or W	ULTRA-THIN 3 SLOT CARD BLACK, PLATINUM or WHITE	38.00
UIC3CF	ULTRA-THIN 3 SLOT CARD CARBON FIBER	44.00
UIC4 + BK or PL or W	ULTRA-THIN 4 SLOT CARD BLACK, PLATINUM or WHITE	44.00
UIC4CF	ULTRA-THIN 4 SLOT CARD CARBON FIBER	53.00
ULTRA THIN FRAME (Category II)		
UIF34 + COLOR	ULTRA-THIN 3 4 SLOT FRAME ONLY W/ COLOR	125.00
ULTRA THIN WINDOW (Category II)		
UIW34	ULTRA-THIN INDICATOR WINDOW ONLY 3 4 SLOT	33.00
TENSION SPRINGS (Category II)		
TS	TENSION SPRINGS 33C SERIES CABLE	5.00
INDICATOR POINTER KITS (Category II)		
IPK2	INDICATOR POINTER KIT - 2-SLOT	40.00
IPK4	INDICATOR POINTER KIT - 4-SLOT	52.00
THRU-HULL FITTING (Category II)		
QDBJ	QUICK DISCONNECT BALL JOINT	39.00
THA	THRU-HULL FITTING 45 DEGREE	26.00
THAB	THRU-HULL FITTING STAINLESS STEEL 45 DEGREE	57.00
THF	THRU-HULL FITTING 90 DEGREE	12.00
THF21/8	THRU-HULL FITTING STAINLESS STEEL 2" X 1/8" NPT	24.00
THF41/8	THRU-HULL FITTING STAINLESS STEEL 4" X 1/8" NPT	66.00
THFB	THRU-HULL FITTING STAINLESS STEEL 90 DEGREE	139.00
SET BACK KIT (Category II)		
SBK	SET BACK KIT 2" (WILL NOT WORK WITH LED INDICATORS)	51.00
33C SERIES CABLES (Category II)		
See the Control Accessories Section of the price list		

ITEM	DESCRIPTION	RX
MUFFLERS & TIPS		
SOUND ELIMINATION (Category II)		
SEMSCHP4	SOUND ELIMINATION MUFFLER SING UNDER 600 HP	599.00
SEMSCHP4.5	SOUND ELIMINATION MUFFLER SING UNDER 600 HP	629.00
SEMSCHP4X6	SOUND ELIMINATION MUFFLER SING OVER 600 HP	629.00
SEMSCHP4.5X6	SOUND ELIMINATION MUFFLER SING OVER 600 HP	649.00
SEMSCHP5X6	SOUND ELIMINATION MUFFLER SING ALL HP	649.00
SEMSTHP4	SOUND ELIMINATION MUFFLER SING UNDER 600 HP	599.00
EXHAUST TIP (Category II)		
ETF4F	EXHAUST TIP FLAT W/ INTERNAL FLAP 4"	119.00
ET4DF	EXHAUST TIP DUAL FLAPPER 4"	99.00
ACTUATOR PUMPS (Category II)		
AP	ACTUATOR PUMP ONLY	448.00
APK1	ACTUATOR PUMP KIT	498.00
APS	ACTUATOR PUMP SOLENOID	81.00
AH1/4	1/4" OD MUFFLER HOSE PER FT	
CLAMPS & FITTINGS (Category II)		
BE1/8	BRASS ELBOW FITTING 1/8"	3.00
BE1/8	BRASS T FITTING 1/8"	3.00
NCF	NUT & COMPRESSION FITTING	1.00
PNEUMATIC CYLINDER (Category II)		
CPC	CLEVIS ONLY	23.00
PCA	PNEUMATIC CYLINDER ASSEMBLY W/ CLEVIS FOR REMOTE MUFF	169.00
NAVIGATION LED LIGHTS (Category II)		
LEDNL2G	LED NAVIGATION LIGHT STAINLESS STEEL- STARBOARD	69.00
LEDNL2R	LED NAVIGATION LIGHT STAINLESS STEEL- PORT	69.00
LEDNLAP	LED NAVIGATION LIGHT ADAPTER PLATE	26.00
LEDPUBL	LED POP UP BOW LIGHT	149.00
LEDPUBLWC	LED POP UP BOW LIGHT WATERPROO	11.00
POWDER COAT ACCESSORIES		
BILLET BATTERY BOXES - (Category II)		
BBBCO + COLOR	BILLET ALUMINUM BATTERY BOX OPTIMA - COVER	79.00
BBBO + COLOR	BILLET ALUMINUM BATTERY BOX OPTIMA	169.00
ANODIZED OPTIMA BILLET BATTERY BOX - (Category III)		
BBBO34A	BILLET ALUMINUM BATTERY BOX OPTIMA - COVER	226.00
BEZELS- ANGLED (Category II)		
AG216 + COLOR	2 1/16" ANGLED BEZEL	14.00

ITEM	DESCRIPTION	RX
AG258 + COLOR	2 5/8" ANGLED BEZEL	20.00
AG338 + COLOR	3 3/8" ANGLED TACH BEZEL	25.00
AG400 + COLOR	4" ANGLED SPEEDO BEZEL	41.00
AG458 + COLOR	4 5/8" ANGLED TACH BEZEL	45.00
BEZELS- FLAT (Category II)		
FL34 + COLOR	3/4" FLAT IGNITION BEZEL	5.00
FL78 + COLOR	7/8" FLAT CIG LIGHTER BEZEL	7.00
FL216 + COLOR	2 1/16" FLAT ENG BEZEL	11.00
FL258 + COLOR	2 5/8" FLAT BEZEL	14.00
FL338 + COLOR	3 3/8" FLAT SPEEDO/TACH BEZEL	17.00
FL400 + COLOR	4" FLAT SPEEDO BEZEL	27.00
FL458 + COLOR	4 5/8" FLAT OVERSIZE TACH BEZEL	33.00
BEZELS- FLAT SLIM LINE (Category II)		
FL216S + COLOR	2 1/16" FLAT SLIMLINE ENG BEZEL	11.00
FL338S + COLOR	3 3/8" FLAT SLIMLINE SPEEDO/TACH BEZEL	17.00
STAINLESS STEEL BEZELS FLAT (Category II)		
FL216SS	2 1/16" FLAT STAINLESS STEEL BEZEL	16.00
FL258SS	2 5/8" FLAT STAINLESS STEEL BEZEL	19.00
FL338SS	3 3/8" FLAT SPEEDO/TACH STAINLESS STEEL BEZEL	23.00
FL458SS	4 5/8" FLAT OVERSIZE STAINLESS STEEL BEZEL	33.00
BEZEL- GPS ADAPTER (Category II)		
FLGPS + COLOR	GPS ADAPTER BEZEL- 3 3/8"	19.00
BEZEL FOR GPS ANTENNA OR RECALL SWITCH PLATE (Category II)		
FLGPSRS + COLOR	GPS SWITCH & ANTENNA BEZEL- 2 1/8"	13.00
DRINK/ BEVERAGE HOLDERS- LIGHTED (Category II)		
LBH + BL or GR or R	3 1/2" LIGHTED BEVERAGE HOLDER- BLUE, GREEN or RED	31.00
DRINK/ BEVERAGE HOLDERS- POWDER COATED (Category II)		
SBHS + COLOR	3 1/2" BEVERAGE HOLDER POWDER COAT FINISH- N/A IN PLATINUM	11.00
SBHL + COLOR	3 3/4" BEVERAGE HOLDER POWDER COAT FINISH- N/A IN PLATINUM	11.00
DRINK/ BEVERAGE HOLDERS- STAINLESS STEEL (Category II)		
SBHS	3 1/2" BEVERAGE HOLDER POLISHED STAINLESS STEEL FINISH	10.00
SBHL	3 3/4" BEVERAGE HOLDER POLISHED STAINLESS STEEL FINISH	10.00
DRINK/ BEVERAGE HOLDERS- DRAIN FITTINGS (Category II)		
SBHFS3/8	3/8" DRAIN FITTING STRAIGHT PUSH ON FOR SS BEVERAGE HOLDER	0.30
SBHF903/8	3/8" DRAIN FITTING 90 DEGREE PUSH ON FOR SS BEVERAGE HOLDER	0.45
SBHC	DRAIN CAP FOR SS BEVERAGE HOLDERS	0.30
FIRE EXTINGUISHER MOUNTS (Category II)		
FEM + COLOR	FIRE EXTINGUISHER MOUNT	139.00
FEBMKBK	FIRE EXTINGUISHER BAR MOUNT- BLACK ONLY	119.00





ITEM	DESCRIPTION	RX
FE	FIRE EXTINGUISHER ONLY	119.00
GRAB HANDLES- ALUMINUM (Category II)		
GHAS7 + COLOR	GRAB HANDLE ALUMINUM SMOOTH 7"	59.00
GHAS12 + COLOR	GRAB HANDLE ALUMINUM SMOOTH 12"	69.00
GRAB HANDLES- STAINLESS STEEL (Category II)		
GHSSS11 + COLOR	GRAB HANDLE STAINLESS STEEL 11"	41.00
GHSSS16BK + COLOR	GRAB HANDLE STAINLESS STEEL 16"	55.00
HUB ADAPTERS- STEERING WHEELS (Category II)		
HA + COLOR	HUB ADAPTER FOR MOMO/DINO/ISOTTA	79.00
HUB ADAPTER QUICK RELEASE (Category III)		
HAQRK	HUB ADAPTER QUICK RELEASE KIT- POLISHED FINISH ONLY	119.00
XTREME CIRCUIT BREAKER TOGGLE SWITCH NUT & BOOT SYSTEM (Category II)		
XCBTSNB + COLOR	XTREME CIRCUIT BREAKER TOGGLE SWITCH + COLOR	59.98
	BLUE, CHROME, LIME, MUSTARD, ORANGE, PLATINUM, PURPLE, RED OR TEAL	
XTREME PUSH BUTTON CIRCUIT BREAKER NUT & BOOT SYSTEM (Category II)		
XCBNB + COLOR	XTREME PUSH BUTTON CIRCUIT BREAKER + COLOR	59.98
	BLUE, CHROME, LIME, MUSTARD, ORANGE, PLATINUM, PURPLE, RED OR TEAL	
XTREME TOGGLE SWITCH NUT & BOOT SYSTEM (Category II)		
XTNB + COLOR	XTREME TOGGLE SWITCH + COLOR	59.98
SAFETY		
PULL-UP CLEATS (Category II)		
PUC4	PULL UP CLEAT 4 1/2"	59.00
PUC6	PULL UP CLEAT 6"	74.00
PUC8	PULL UP CLEAT 8"	114.00
DOCKLINES (Category II)		
DL1215 + COLOR	DOCK LINE 1/2" 15'	26.00
DL1220 + COLOR	DOCK LINE 1/2" 20'	32.00
DL5825 + COLOR	DOCK LINE 5/8" 25'	46.00
DL5830 + COLOR	DOCK LINE 5/8" 30'	57.00
FENDER LINES (Category II)		
FL127 + COLOR	FENDER LINE 1/2" 7'	17.00
FENDER CLEATS (Category II)		
QPC	QUICK PIN CLEAT 5/8" CUTOUT	29.00
MC	MUSHROOM CLEAT 3/4" CUTOUT	32.00
FIRE EXTINGUISHER & MOUNTS (Category II)		
FE	FIRE EXTINGUISHER - 2 1/2LB CHROME ABC EXT.	119.00
FEM + COLOR	FIRE EXTINGUISHER MOUNT	139.00

ITEM	DESCRIPTION	RX
SEA STRAINERS		
SS SEA STRAINER (Category II)		
SS5SS	SEA STRAINER 5" SAME SIDE BUNGS	499.00
SS5ST	SEA STRAINER 5" STRAIGHT THRU	499.00
SS SEA STRAINER FITTINGS (Category II)		
SSFMB	SEA STRAINER FLOOR MOUNTING BRACKET	87.00
SSPRV	SEA STRAINER ADJUSTABLE BLOW OFF PRESS RELIEF VALVE	114.00
GSSF45	SEA STRAINER FITTING 45 DEGREE	43.00
GSSF90	SEA STRAINER FITTING 90 DEGREE SLIP ON	53.00
GSSFS	SEA STRAINER FITTING STRAIGHT SLIP ON	29.00
HIGH PERFORMANCE SEA STRAINER (Category II)		
HPSS6SS	HIGH PERFORMANCE SEA STRAINER SAME SIDE BUNGS 6"	TBD
HIGH PERFORMANCE SEA STRAINER FITTINGS (Category II)		
RFS	HP SEA STRAINER FITTING STRAIGHT	49.00
RF45	HP SEA STRAINER FITTING 45 DEGREE	71.00
RF90	HP SEA STRAINER FITTING 90 DEGREE	79.00
SENDERS		
BUSHING KIT (Category II)		
GSBKK1	BUSHING KIT 1/4, 3/8, 1/2 " X 1/8" NPT FEM	8.00
FUEL LEVEL SENDERS- 240-33 OHMS (Category I)		
SFW + 4 or 5 or 6 or 7 or 8	SENDER FUEL OR WATER LEVEL 240-33 OHMS	49.00
SFW5.5	SENDER FUEL OR WATER LEVEL 240-33 OHMS 5.5 INCHES	49.00
SFW + 9 or 10 or 11 or 12 or 13 or 14	SENDER FUEL OR WATER LEVEL 240-33 OHMS	54.00
SFW + 16 or 18 or 20 or 22 or 24 or 26 or 28	SENDER FUEL OR WATER LEVEL 240-33 OHMS	59.00
SFW + 30 or 32 or 34 or 36 or 38	SENDER FUEL OR WATER LEVEL 240-33 OHMS	69.00
AUTOCAL FUEL LEVEL SENDERS 240-33 OHMS (Category II)		
AFLS12	AUTOCAL FUEL LEVEL 0-12" TANK	66.00
AFLS24	AUTOCAL FUEL LEVEL 13-24" TANK	76.00
AFLS36	AUTOCAL FUEL LEVEL 25-36" TANK	86.00
AFLS48	AUTOCAL FUEL LEVEL 37-48" TANK	106.00
AFLS60	AUTOCAL FUEL LEVEL 49-60" TANK	106.00
AUTOCAL FUEL LEVEL SENDERS 0-90 OHMS (Category II)		
AFLS24-0/90	AUTOCAL FUEL LEVEL 0-90 OHMS 13-24" TANK	76.00
OTHER LENGTHS	PLEASE CALL FOR PRICE AND AVAILABILITY	
AUTOCAL FUEL LEVEL SENDERS- THREE TERMINAL 240-33 OHMS (Category II)		
AFLS12ATL	AUTOCAL FUEL LEVEL 3 TERMINAL 0-12" TANK	76.00
AFLS24ATL	AUTOCAL FUEL LEVEL 3 TERMINAL 13-24" TANK	86.00
AFLS36ATL	AUTOCAL FUEL LEVEL 3 TERMINAL 25-36" TANK	96.00
FUEL PRESSURE SENDERS (Category I)		
GSFP/MP	0-15 PSI FUEL OR WATER PRESS SENDER 1/8" NPT	53.00
GSFP60/90	0-60/90 PSI FUEL PRESSURE SENDER 1/8" NPT	68.00
OIL PRESSURE SENDERS (Category I)		

ITEM	DESCRIPTION	RX
GSOP	0-100 PSI OIL PRESSURE SENDER	43.00
GSOP80	0-80 PSI OIL PRESSURE SENDER MERC MATCH	43.00
GSOP80D	0-80 PSI OIL PRESSURE SENDER DUAL STATION	56.00
OIL TEMPERATURE SENDERS (Category I)		
GSOT1/8	OIL TEMP SENDER 1/8" NPT	19.00
PRESSURE SENDER (Category I)		
GSP400	400 PSI PRESSURE SENDER	88.00
SENDER ISOLATOR FOR ELEC WATER PRESSURE (Category II)		
SI	SENDER ISOLATOR USED W/WATER PRESS SENDER	97.00
WATER TEMP SENDERS (Category I)		
GSWT1/8	WATER TEMP SENDER 1/8" NPT 100-240 DEGREE	19.00
GSWT1/8D	WATER TEMP SENDER DUAL STATION 100-240 DEGREE	24.00
GSWT1/8I	WATER TEMP SENDER- ISOLATED GROUND	24.00
GSWT3/8	WATER TEMP SENDER 3/8" NPT 100-240 DEGREE	19.00
GSWTM	WATER TEMP SENDER MERC OB KIT	46.00
WATER LEVEL SENDERS (Category II)		
GSWLC12	SENDER WATER LEVEL 0-12" TANK	66.00
GSWLC24	SENDER WATER LEVEL 13-24" TANK	86.00
GSWLC36	SENDER WATER LEVEL 25-36" TANK	106.00
GSWLC48	SENDER WATER LEVEL 37-48" TANK	126.00
GSWLC60	SENDER WATER LEVEL 49-60" TANK	136.00
GSWLC72	SENDER WATER LEVEL 61- 72" TANK	166.00
CUT AND CALIBRATE FUEL OR WATER LEVEL SENDERS (Category II)		
CC FL	CUT & CALIBRATE FUEL LEVEL SENDER TO	14.00
CCWL	CUT & CALIBRATE WATER LEVEL SENDER TO	20.00
GSFLCG	LIVORSI SENDER FUEL LEVEL CORK	7.00
STEERING WHEEL KITS		
ISOTTA ROUND BOTTOM (Category III)		
ISW12BLK1	ISOTTA STEERING WHEEL 12" BLUE W/IHA	359.00
ISW12RK1	ISOTTA STEERING WHEEL 12" RED W/IHA	359.00
ISOTTA ARIA (Category III)		
ISWKA + BL or R or S	ISOTTA STEERING WHEEL ARIA BLUE, RED or SILVER	449.00
ISOTTA CARLOTTA (Category III)		
ISWKC + BK or SF	ISOTTA STEERING WHEEL CARLOTTA- BLUE or SILVER CARBON	579.00
ISOTTA CARBON FIBER (Category II)		
ISW13CFBK	ISOTTA STEERING WHEEL CARBON FIBER 13"- WHEEL ONL	189.00
ISWK13CFBK	ISOTTA STEERING WHEEL KIT CARBON FIBER 13"	199.00
ISOTTA FLAT BOTTOM (Category III)		
ISWFL13BLCHK1	ISOTTA STEERING WHEEL FLAT 13" BLUE W/CHROME W/IHA	329.00
ISWFL13CHBKK1	ISOTTA STEERING WHEEL FLAT 13" CHROME W/BLACK W/IHA	329.00
ISWFL13RCHK1	ISOTTA STEERING WHEEL FLAT 13" RED W/CHROME W/IHA	329.00
MOMO BUDELLI (Category II)		

ITEM	DESCRIPTION	RX
MBSWP	MOMO BUDELLI STEERING WHEEL	199.00
MOMO LINOSA (Category II)		
MLSW	MOMO LINOSA STEERING WHEEL	199.00
MOMO PONZA- SUPER SMOOTH (Category II)		
MPSSSWP + COLOR	MOMO PONZA SUPER SMOOTH STEERING WHEEL KIT	199.00
MOMO SPARGI -GRIPS (Category II)		
MSSWP+ COLOR	MOMO SPARGI STEERING WHEEL KIT	199.00
HUB ADAPTERS- STEERING WHEELS (Category II)		
HA + COLOR	HUB ADAPTER FOR MOMO/DINO/ISOTTA	79.00
SWITCHES		
PUSH BUTTON CIRCUIT BREAKER (Category II)		
PBBCL	PUSH BUTTON CIRCUIT BREAKER BOOT CLEAR	3.00
PBCB10	BREAKER SWITCH 10 AMP	10.00
PBCB15	BREAKER SWITCH 15 AMP	10.00
PBCB20	BREAKER SWITCH 20 AMP	10.00
BLACK OR WHITE ROCKER SWITCHES- SINGLE POLE- LIGHTED (Category II)		
RSSNFL + BK or W	ROCKER SWITCH SINGLE ON/OFF LIGHTED BLACK or WHITE	9.00
RSSNFNL + BK or W	ROCKER SWITCH SINGLE ON/OFF/ON LIGHTED BLACK or WHITE	11.00
BLACK OR WHITE ROCKER SWITCHES- SINGLE- NON LIGHTED (Category II)		
RSSMF + BK or W	ROCKER SWITCH SINGLE MOM ON/OFF BLACK or WHITE	9.00
RSSMFM + BK or W	ROCKER SWITCH SINGLE MOM ON/OFF/MOM ON BLACK or WHITE	11.00
BLACK OR WHITE ROCKER SWITCHES- DOUBLE POLE- LIGHTED (Category II)		
RSDNFL + BK or W	ROCKER SWITCH DOUBLE ON/OFF LIGHTED BLACK or WHITE	12.00
RSDNFNL + BK or W	ROCKER SWITCH DOUBLE ON/OFF/ON LIGHTED BLACK or WHITE	14.00
BLACK OR WHITE ROCKER SWITCHES- DOUBLE POLE- NON LIGHTED (Category II)		
RSDMFM + BK or W	ROCKER SWITCH DOUBLE MOM ON/OFF/MOM ON BLACK or WHITE	13.00
RSDNNW	ROCKER SWITCH DOUBLE ON/ON WHITE	12.00
BLACK OR WHITE SWITCH COVERS (Category II)		
SCNL + BK or W	SWITCH COVER- NO LIGHTS -BLACK or WHITE	4.00
SC1L + BK or W	SWITCH COVER 1 LIGHT BLACK or WHITE	4.00
SC2L + BK or W	SWITCH COVER 2 LIGHTS BLACK or WHITE	4.00
SCRTL	SWITCH COVER REMOVAL TOOL	6.00
MOUNTING MODULES FOR BLACK & WHITE ROCKER SWITCHES (Category II)		
CMM	CENTER MOUNTING MODULE	4.00
EMM	END MOUNTING MODULE	3.00
MMP	MOUNTING MODULE PLUG	3.00
MILITARY ROCKER SWITCH SINGLE POLE (Category II)		
MRSSMFM + R or W	MILITARY ROCKER SWITCH SINGLE MOM ON/OFF/MOM ON BLACK	41.00
MRSSMFM + C or T	MILITARY ROCKER SWITCH SINGLE MOM ON/OFF/MOM ON CLEAR	41.00
MILITARY ROCKER SWITCH DOUBLE POLE (Category II)		
MRSDMFM + R or W	MILITARY ROCKER SWITCH DOUBLE MOM ON/OFF/MOM ON BLACK	59.00

ITEM	DESCRIPTION	RX
MRSDMFM + C or T	MILITARY ROCKER SWITCH DOUBLE MOM ON/OFF/MOM ON CLEA	59.00
MILITARY COVERS (Category II)		
MC + COLOR	MILITARY COVERS RED, WHITE or TRANSLUCENT	9.00
MILITARY TOGGLE SWITCHES- SINGLE POLE (Category II)		
MTSSMF	MILITARY TOGGLE SWITCH SINGLE MOM ON/OFF	49.00
MTSSNF	MILITARY TOGGLE SWITCH SINGLE ON/OFF	49.00
MTSSNFN	MILITARY TOGGLE SWITCH SINGLE ON/OFF/ON	49.00
MILITARY TOGGLE SWITCHES- DOUBLE POLE (Category II)		
MTSDNF	MILITARY TOGGLE SWITCH DOUBLE ON/OFF	63.00
CIRCUIT BREAKER TOGGLE SWITCHES (Category II)		
TBS + 5 or 10 or 15 or 20 or 30	TOGGLE BREAKER SWITCH 5, 10, 15, 20 or 30 AMPS	43.00
TBSBBK	TOGGLE BREAKER SWITCH BOOT 1/2-32 THREAD BLACK	5.00
TBSBW	TOGGLE BREAKER SWITCH BOOT 1/2-32 THREAD WHITE	5.00
TOGGLE SWITCHES- SINGLE POLE 1/2" CUTOUT (Category II)		
TSC	TOGGLE SWITCH COVER RED (SAFETY)	11.00
TSMF	TOGGLE SWITCH MON ON/OFF	7.00
TSMFM	TOGGLE SWITCH MOM ON/OFF/MOM ON SINGLE POLE	7.00
TSNF	TOGGLE SWITCH ON/OFF-SINGLE POLE	5.00
TSNFN	TOGGLE SWITCH ON/OFF/ON SINGLE POLE	6.00
TOGGLE SWITCH BOOTS FOR 1/2" CUTOUT (Category II)		
TSRB + COLOR	RUBBER BOOT FOR TOGGLE - BLACK, BLUE, ORANGE, PURPLE, R	6.00
WIRED TRIM PANELS (Category II)		
TP1D2T + COLOR	TRIM PANEL 1 DRIVE/2 TABS + COLOR	336.00
TP2D + COLOR	TRIM PANEL 2 DRIVES + COLOR	285.00
TP2DO + COLOR	TRIM PANEL 2 DRIVES/1 OVERRIDE + COLOR	336.00
TP2T + COLOR	TRIM PANEL 2 TABS + COLOR	285.00
TP2TO + COLOR	TRIM PANEL 2 TABS/1 OVERRIDE + COLOR	336.00
TP3D + COLOR	TRIM PANEL 3 DRIVES + COLOR	336.00
UNWIRED TRIM PANELS (Category II)		
UTP1D2T + COLORS	UNWIRED TRIM PANEL 1 DRIVE/2 TABS COLORS	194.00
UTP2D + COLORS	UNWIRED TRIM PANEL 2 DRIVES COLORS	170.00
UTP2DO + COLOR	UNWIRED TRIM PANEL 2 DRIVES/1 OVERRIDE COLORS	203.00
UTP2T + COLOR	UNWIRED TRIM PANEL 2 TABS COLORS	170.00
UTP2TO + COLOR	UNWIRED TRIM PANEL 2 TABS/1 OVERRIDE COLORS	203.00
UTP3D + COLOR	UNWIRED TRIM PANEL 3 DRIVES COLORS	194.00
UNDERWATER LED LIGHTS (CATEGORY III)		
ULEDL10 + COLOR	UNDERWATER LED LIGHT 10 LEDs IN BIMINI BLUE, WHITE, R	729.00
ULEDL6 + COLOR	UNDERWATER LED LIGHT 6 LEDs IN BIMINI BLUE, WHITE, R	599.00
ULEDL4 + COLOR	UNDERWATER LED LIGHT 4 LEDs IN BIMINI BLUE, WHITE, R	509.00
RED, ULTRA BLUE AND GREEN BY SPECIAL ORDER ONLY, PLEASE ALLOW 3 WEEK LEAD TIME		
NON FUNCTIONAL GAUGES (CATEGORY II)		
NF2 + COLOR	NON FUNCTIONAL GAUGE 2 1/16" CUTOUT	31.00

ITEM	DESCRIPTION	RX
NF258 + COLOR	NON FUNCTIONAL GAUGE 2 5/8" CUTOUT	48.00
NF338 + COLOR	NON FUNCTIONAL GAUGE 3 3/8" CUTOUT	55.00
Livorsi Marine, Inc.		
715 Center Street Grayslake IL 60030	 	
Toll Free: 847.548.5900		
Phone: 847.752.2700		
Fax: 847.752.2415		
General Info: info@livorsi.com	 	
Sales: sales@livorsi.com		
Returns or Warranty: returns@livorsi.com		